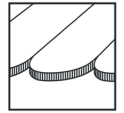


## Beavertail tile roof | insertion system top-fix

Insertion system on beavertail tile roofing with modules installed in portrait



### Classic meets modern – beavertail with insertion system


- components usable across different roof types
- narrow tile gap and centric load distribution
- mounting modules in portrait or in landscape
- insertion rail in blank and black anodized – color matching the module

#### product variants

- roof hook flex for lower loads or 40mm battens

### Your benefits


- high-end installation aesthetics and time-efficient thanks to insertion technology
- three-way adjustable roof hook to level out uneven roofs, for different tile strengths and shapes
- tension-free and floating module mounting
- no beavertail sheet metal tile required



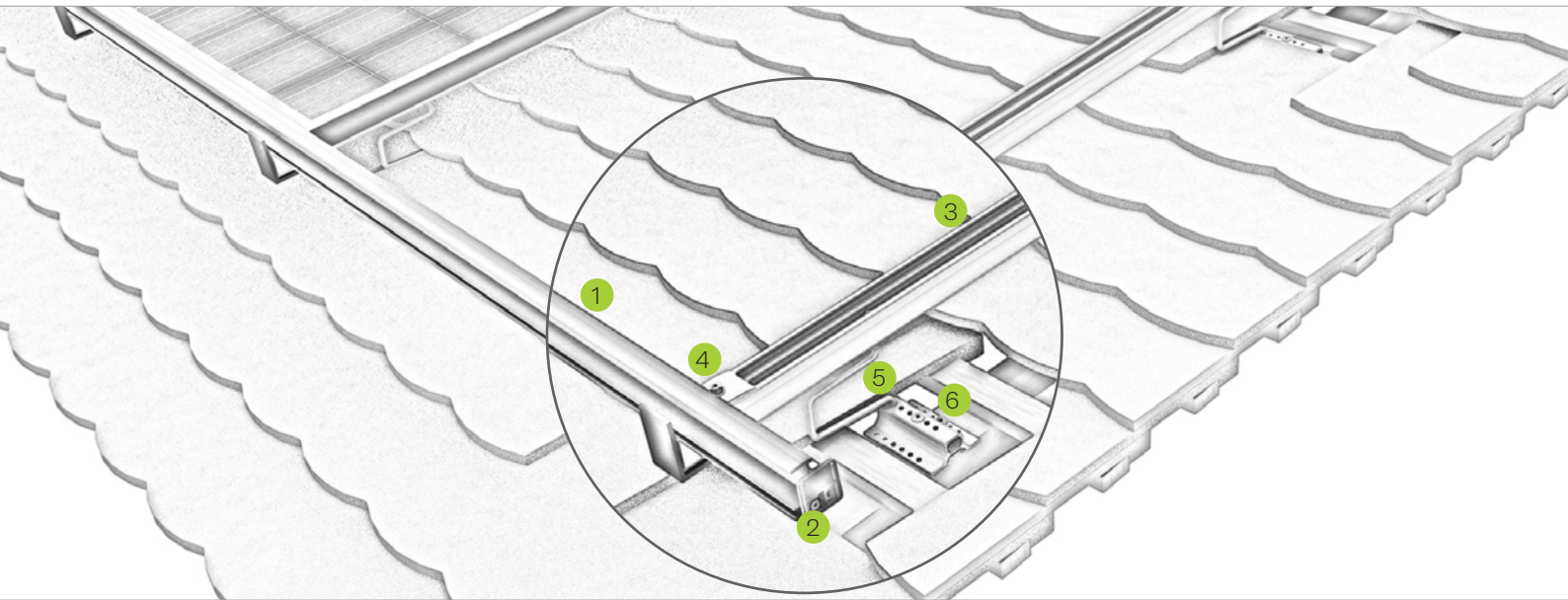
Position of base profile BS on rafters



Closing insertion rail and C-rail



Rail connector insertion rail



## Pic Designation

- 1** Insertion rail

  - insertion rails in blank/black anodized for frame heights
  - tension-free and floating module mounting
- 2** Edge stop

  - color-coordinated with the insertion rail
  - prevents modules from slipping out
- 3** C-rail

  - available in different strength and lengths
  - can be stepped on throughout installation
- 4** Cross-rail connector

  - safe connection due to force and form closure
  - completely pre-assembled
- 5** Roof hook

  - three-way adjustable for perfect installations
  - various roof hooks for low and high load situations
- 6** Screws

  - building authority-approved
  - Ø 6 / 8 mm available in different lengths



Light roof hooks for narrow rafters



Variations of C-rail

Mounting video



novotegra GmbH  
Eisenbahnstraße 150 | 72072 Tübingen | Deutschland  
Tel. +49 7071 98987-0, info@novotegra.com  
www.novotegra.com

Subject to changes and errors excepted.  
Last updated: April 2021 / TP