
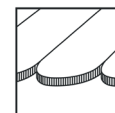


Beavertail tile roof | clamping system top-fix

Clamping system on beavertail tile roofing with modules installed in portrait



Solution for beavertail tiles


- components usable across different roof types
- module landscape installation possible with cross layer system
- only two clamps for all frame heights in blank and black anodized

product variants


- roof hook flex for lower loads or 40mm battens
- roof hook beavertail available also as double roof hook
- rails and clamps available in blank and black anodized

Your benefits


- three-way adjustable roof hook to level out uneven roofs, for different tile strengths and shapes
- the C-rail also acts as a cable channel
- no beavertail sheet metal tile required
- narrow tile gap and centric load distribution



Position of the bracket with beavertail tiling



Rail connector C 47 S for profile chambers



Slip guard for fixing modules



Pic Designation

- ① **Middle and end clamp**
- for frame heights of 30-42 mm and 43-52 mm
 - installation-friendly thanks to click-in mechanism

- ② **C-rail**
- available in different strength and lengths
 - can be stepped on throughout installation

- ③ **End cap**
- for optically tidy rail ends
 - Slip guard for fixing modules mounted in landscape

- ④ **Roof hook**
- three-way adjustable for perfect installations
 - various roof hooks for low and high load situations

- ⑤ **Screws**
- building authority-approved
 - Ø 6 / 8 mm available in different lengths



Light roof hooks for narrow rafters



Variations of C-rail

Mounting video



novotegra GmbH
Eisenbahnstraße 150 | 72072 Tübingen | Deutschland
Tel. +49 7071 98987-0, info@novotegra.com
www.novotegra.com

Subject to changes and errors excepted.
Last updated: April 2021 / TP