



## Main

Range	TeSys
Product or component type	Contacteur
Product name	TeSys K
Device application	Control
Contacteur application	Motor control Resistive load

## Complementary

Utilisation category	AC-3 AC-1 AC-4
Poles description	3P
Power pole contact composition	3 NO
[Ie] rated operational current	20 A (at $\leq 50$ °C) at $\leq 440$ V AC AC-1 for power circuit 9 A at $\leq 440$ V AC AC-3 for power circuit 16 A (at $\leq 70$ °C) at 690 V AC AC-1 for power circuit
Control circuit type	AC at 50/60 Hz
[Uc] control circuit voltage	48 V AC 50/60 Hz
Motor power kW	2.2 kW at 220...230 V AC 50/60 Hz AC-3 4 kW at 380...415 V AC 50/60 Hz AC-3 4 kW at 440 V AC 50/60 Hz AC-3 4 kW at 480 V AC 50/60 Hz AC-3 4 kW at 500...600 V AC 50/60 Hz AC-3 4 kW at 660...690 V AC 50/60 Hz AC-3 2.2 kW at 400 V AC 50/60 Hz AC-4
Auxiliary contact composition	1 NO
Overvoltage category	III
[Ith] conventional free air thermal current	20 A (at 50 °C) for power circuit 10 A (at 50 °C) for signalling circuit
Irms rated making capacity	110 A AC for power circuit conforming to NF C 63-110 110 A AC for power circuit conforming to IEC 60947 110 A AC for signalling circuit conforming to IEC 60947
Rated breaking capacity	110 A at 415 V conforming to IEC 60947 110 A at 440 V conforming to IEC 60947 80 A at 500 V conforming to IEC 60947 110 A at 220...230 V conforming to IEC 60947 110 A at 380...400 V conforming to IEC 60947 70 A at 660...690 V conforming to IEC 60947
Associated fuse rating	25 A gG at $\leq 440$ V for power circuit 25 A aM for power circuit 10 A gG for signalling circuit conforming to IEC 60947 10 A gG for signalling circuit conforming to VDE 0660
Average impedance	3 mOhm - Ith 20 A 50 Hz for power circuit
Insulation resistance	$> 10$ MOhm for signalling circuit
Inrush power in VA	30 VA (at 20 °C)
Hold-in power consumption in VA	4.5 VA (at 20 °C)
Heat dissipation	1.3 W

Control circuit voltage limits	Operational: 0.8...1.15 U <sub>c</sub> (at <50 °C) Drop-out: 0.2...0.75 U <sub>c</sub> (at <50 °C)
Maximum operating rate	3600 cyc/h
Auxiliary contacts type	Type instantaneous 1 NO
Signalling circuit frequency	<= 400 Hz
Minimum switching current	5 mA for signalling circuit
Minimum switching voltage	17 V for signalling circuit
Operating time	10...20 ms coil de-energisation and NO opening 10...20 ms coil energisation and NO closing
Safety reliability level	B10d = 1369863 cycles contactor with nominal load conforming to EN/ISO 13849-1 B10d = 20000000 cycles contactor with mechanical load conforming to EN/ISO 13849-1
Non overlap distance	0.5 mm
Mechanical robustness	Shocks contactor closed, on X axis: 10 Gn for 11 ms conforming to IEC 60068-2-27 Shocks contactor closed, on Y axis: 15 Gn for 11 ms conforming to IEC 60068-2-27 Shocks contactor closed, on Z axis: 15 Gn for 11 ms conforming to IEC 60068-2-27 Shocks contactor opened, on X axis: 6 Gn for 11 ms conforming to IEC 60068-2-27 Shocks contactor opened, on Y axis: 10 Gn for 11 ms conforming to IEC 60068-2-27 Shocks contactor opened, on Z axis: 10 Gn for 11 ms conforming to IEC 60068-2-27 Vibrations contactor closed: 4 Gn, 5...300 Hz conforming to IEC 60068-2-6 Vibrations contactor opened: 2 Gn, 5...300 Hz conforming to IEC 60068-2-6




## Environment

Product certifications	UL CSA
Protective treatment	TC conforming to IEC 60068 TC conforming to DIN 50016
Operating altitude	2000 m without derating
Flame retardance	V1 conforming to UL 94 Requirement 2 conforming to NF F 16-101 Requirement 2 conforming to NF F 16-102

## Packing Units

Unit Type of Package 1	PCE
Number of Units in Package 1	1
Package 1 Weight	202 g
Package 1 Height	4.8 cm
Package 1 width	6.2 cm
Package 1 Length	6.8 cm
Unit Type of Package 2	S02
Number of Units in Package 2	50
Package 2 Weight	10.526 kg
Package 2 Height	15 cm
Package 2 width	30 cm
Package 2 Length	40 cm

## Offer Sustainability

Sustainable offer status	Green Premium product
REACH Regulation	 <a href="#">REACH Declaration</a>
REACH free of SVHC	Yes
EU RoHS Directive	Compliant  <a href="#">EU RoHS Declaration</a>
Toxic heavy metal free	Yes
Mercury free	Yes
RoHS exemption information	 Yes

China RoHS Regulation	<a href="#">China RoHS Declaration</a>
Environmental Disclosure	<a href="#">Product Environmental Profile</a>
Circularity Profile	<a href="#">End Of Life Information</a>
WEEE	The product must be disposed on European Union markets following specific waste collection and never end up in rubbish bins
<b>Contractual warranty</b>	
Warranty	18 months