


Lineryg TR

Terminal Blocks



Introduction	4
Screw terminal blocks	15
Spring terminal blocks	37
Push-in terminal blocks	57
Hybrid terminal blocks	69
Accessories	73
Index of catalog numbers	89

Screw technology terminal blocks



Terminal block type **NSYTRV**

Presentation

NSYTRV screw technology terminal blocks are components that are well established throughout the world and are suitable for the majority of connection applications, due to their wide range of functions and connection possibilities.

NSYTRV terminal blocks help ensure quality and operational availability of equipment. In addition to these advantages, they optimize the setup and operation of installations, due to their simplicity and integrated functions.

Material properties

All metal parts of the screw terminal blocks (screw, cage and bar) are made of high grade, non-corrosive copper alloys. This eliminates the risk of rusting and the associated consequences, such as unreliable electrical contacts and/or jammed screws.

The good electrical conductivity helps ensure a low temperature rise.

The surface of the metal parts is protected by a lead free, galvanic nickel or tin plating.

The insulating housings of the **NSYTRV** terminal blocks are made of halogen-free and UV-resistant Polyamide 6.6. This type of plastic has a high impact strength and is flexible even at low temperatures.

Further advantages are the good tropical and termite resistance, high chemical resistance and the excellent aging characteristics. Polyamide 6.6 is certified for inflammability class V0 in accordance with UL 94 and can be used at operating temperatures between -76°F (-60°C) and +266°F (+130°C).

Connection functions

- Passthrough
- Grounding type
- Double deck and multi-pole
- Blade isolator
- Removable carrier for diode, resistor or cylindrical fuse
- Fused terminal block
- Miniature passthrough
- For neutral conductors
- Lug-lug type
- Lug-clamp type

Mounting accessories


The **NSYTR** terminal blocks have a uniform range of accessories for most connection technologies. Jumpers, labelling and test accessories are standardized and help reduce your logistics costs. In addition, all the terminal blocks of the range can be freely combined with each other using the double jumper shaft.



Principle of screw connection



Spring technology terminal blocks



Terminal block type **NSYTRR**

Presentation

Spring technology is a type of connection that requires no maintenance and helps ensure the separation of mechanical and electrical functions.

NSYTRR spring terminals significantly reduce wiring time and eliminate the need for regular re-tightening. This technology allows not only the connection of flexible conductors with or without cable ends, but also of solid conductors with a nominal c.s.a. from 0.13 mm² to 25 mm². **NSYTRR** terminal blocks help ensure quality and operational availability of equipment. In addition to these advantages, they optimize the setup and operation of installations, due to their simplicity and integrated functions.

Material properties

All metal parts of the spring-cage terminal blocks are made of non corrosive materials. The current carrying metals are high grade copper alloys.

The good electrical conductivity helps ensure a low temperature rise.

The contact force for the spring-cage connection is applied by a spring element made of high strength chromium-nickel spring steel. The surface of the metal parts is protected by a lead free, galvanic nickel or tin plating.

The insulating housings of the **NSYTRR** terminal blocks are made of halogen-free and UV-resistant Polyamide 6.6 certified for inflammability class V0 in accordance with UL 94.

They can be used at operating temperatures between -76°F (-60°C) and +266°F (+130°C).

Connection functions

Spring technology terminal blocks are simple and quick to install. A flat screwdriver is used to open the connection point, allowing the conductor to be inserted into the cage.

As soon as the screwdriver is pulled out, the contact is automatically made by spring pressure. The contact force creates a reliable long-term connection.

- Passthrough
- Grounding type
- Double deck and multi-pole
- Blade isolator
- Removable carrier for diode, resistor or cylindrical fuse
- Miniature passthrough

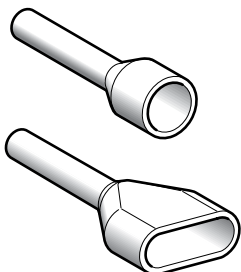
Mounting accessories

The **NSYTR** terminal blocks have a uniform range of accessories for most connection technologies. Jumpers, labelling and test accessories are standardized and help reduce your logistics costs.

In addition, all the terminal blocks of the range can be freely combined with each other using the double jumper shaft.



Principle of spring connection



AZ5 and DZ5 cable ends


See page 80



For better contact between the conductor and the current bar, use a cable end (ferrule) for all stranded or flexible wires.

Push-in technology terminal blocks

50%
faster installation



Terminal block type **NSYTRP**



Principle of push-in connection

Presentation

The new **NSYTRP** push-in terminal blocks use the most cost effective connection technique on the market. This technique reduces wiring time and eliminates the need for regular re-tightening.

The insertion force of the **NSYTRP** push-in terminal blocks is up to 50% lower than other direct insertion terminal blocks on the market.

This allows easy and direct insertion of solid conductors or flexible conductors with cable ends (ferrules) from 0.34 mm² to 6 mm².

Material properties

All metal parts of the push-in terminal blocks are made of non corrosive materials.

The current carrying metals are high grade copper alloys.

The good electrical conductivity provides a low temperature rise.

The contact force for the push-in connection is applied by a leg spring made of high strength chromium-nickel spring steel.

The insulating housings of the **NSYTRP** terminal blocks are made of halogen-free and UV-resistant Polyamide 6.6 certified for inflammability class V0 in accordance with UL 94.

They can be used at operating temperatures between -76°F (-60°C) and +266°F (+130°C).

Connection functions

The push-in terminal blocks are made for direct conductor connection. This means that solid conductors or conductors with cable ends can be directly inserted into the terminal block without tools.

The special spring contour allows easy insertion of conductors from 0.34 mm² to 6mm² c.s.a. Smaller cross-section conductors can be connected by actuating the green button before insertion for 0.14 mm² and up.

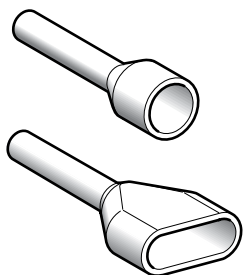
The contact force creates a shakeproof and reliable long-term connection.

- Passthrough
- Grounding type
- Double deck and multi-pole
- Blade isolator
- Removable carrier for diode, resistor or cylindrical fuse

Mounting accessories

The **NSYTR** terminal blocks have a uniform range of accessories for most connection technologies. Jumpers, labelling and test accessories are standardized and help reduce your logistics costs.

In addition, all the terminal blocks of the range can be freely combined with each other using the double jumper shaft.



AZ5 and DZ5 cable ends

See page 80



For better contact between the conductor and the current bar, use a cable end (ferrule) for all stranded or flexible wires.

Screw technology terminal blocks



Snap-on grounding block foot

Grounding terminal blocks are simply snapped onto the DIN rail to make contact. This mechanically and electrically efficient connection meets all the requirements of standard IEC 60947-7-2.



Flexible plug-in jumper system

The **NSYTRAL*** plug-in jumpers allow potential distribution to be implemented quickly. All terminals have two jumper shafts to make flexible chain jumpers, reduction jumpers or jumpers between non-adjacent terminal blocks possible. The reduction jumper permits simple connection of terminal blocks with different nominal cross-sections (for example, an **NSYTRV102** terminal with an **NSYTRV22** terminal). This way the power distribution terminal blocks can be quickly set up.



Vertical jumper





The **NSYTRALV24R** vertical jumper offers the option of connecting both levels of the standard double level **NSYTRR24D** and **NSYTRR44D** terminal blocks.



Miniature terminal blocks with maximum usage

Due to space-saving design, mini spring-cage terminal blocks are ideal for wiring in extremely restricted spaces. The generous connection space enables quick wiring of stranded and solid conductors. They can be mounted on NS 15 DIN rail or directly mounted using screw flange or engagement pins.

General characteristics Terminal blocks

Technology		Spring	Screw	Push-in		
Type		NSYTR●●	NSYTRV●●	NSYTRP●●		
Component materials	Insulating case	Polyamide 6.6				
	Connector and screw	High grade copper alloys				
	Commoning link	High grade copper alloys				
	Spring element	Chromium-nickel spring steel				
Electrical and thermal characteristics of insulating case (polyamide 6.6)						
Dielectric strength	Conforming to VDE 0303-T21 and IEC 60243-1	kV/mm	80/65			
Dielectric loss Tan coefficient at 1 MHz	Conforming to VDE 0303-T4 and IEC 60250		0.01			
Dielectric constant at 1 MKz			3.7			
Resistivity	Conforming to VDE 0303-T30 and IEC 60093	Ω.cm	10 ¹²			
Surface resistance	Conforming to VDE 0303-T30 and IEC 60093	Ω	10 ¹²			
Creep resistance	Conforming to VDE 0303-T30 and IEC 60093	CTI (kB)	500 (>400)			
Ambient air temperature around the device	Conforming to VDE 0304-T21 and IEC 60216-1	°F (°C)	Operation: -40 to +266 (-40 to +130)			
Inflammability class	Conforming to UL 94	Class/mm thickness	V-0/0.8			
Mounting rail characteristics						
Mounting rail type						
Approximate dimensions Width x depth x thickness	mm	35 x 7.5 x 1	35 x 15 x 1.5	35 x 15 x 1	35 x 15 x 1.5	35 x 16 x 1.8
Material		Steel	Steel	Steel	Steel	Steel
Equivalent c.s.a. in copper	mm ²	16	25	25	35	70
Short-circuit current withstand	kA	1.92	3	3	4.2	8.4

Nominal c.s.a.: mm² and maximum currents of copper conductors⁽¹⁾

Spring technology, screw technology, push-in technology				
ISO metric size	Size	Size	Diameter	Current
mm ²	AWG	kcmil	mm	A
0.5	20	—	1.02	—
0.75	18	—	1.28	—
1	—	—	—	15
1.5	16	—	1.6	19.5
2.5	14	—	2.08	26
4	12	—	2.7	35
6	10	—	3.09	46
10	8	—	3.36	63
16	6	—	4.32	89
25	4	—	5.73	112
35	2	—	7.26	138
50	(1/0)0	—	12.08	168
70	(2/0)00	—	13.54	213
95	(3/0)000	—	15.33	258
—	(4/0)0000	—	17.22	—
120	—	250	19.01	299
150	—	300	20.48	344
185	—	350	22.05	392
240	—	500	26.57	461
300	—	600	30.03	500

(1) Conforming to DIN VDE 0611 part 1/11.77.

Certification



Catalog numbers	UL	CSA	VDE	ATEX	IECEX	GL	LR	DNV	GOST
NSYTRV22*	■	■	■	■	■	■	■	■	●
NSYTRV22PE	■	■	■	■	■	■	■	■	●
NSYTRV24D*	■	■	-	■	■	■	■	■	●
NSYTRV24DPE	■	■	-	■	■	■	■	■	●
NSYTRV26T	■	■	-	-	-	-	-	-	●
NSYTRV42*	■	■	■	■	■	■	■	■	●
NSYTRV42PE	■	■	■	■	■	■	■	■	●
NSYTRV43*	■	■	-	■	■	■	●	●	●
NSYTRV43PE	■	■	-	■	■	■	●	●	●
NSYTRV44*	■	■	-	■	■	■	●	●	●
NSYTRV44PE	■	■	-	■	■	■	●	●	●
NSYTRV44D*	■	■	-	■	■	■	■	■	●
NSYTRV44DPE	■	■	-	■	■	■	■	■	●
NSYTRV62*	■	■	■	■	■	■	■	■	●
NSYTRV62PE	■	■	■	■	■	■	■	■	●
NSYTRV102*	■	■	■	■	■	■	■	■	●
NSYTRV102PE	■	■	■	■	■	■	■	■	●
NSYTRV162*	■	■	■	■	■	■	■	■	●
NSYTRV162PE	■	■	■	■	■	■	■	■	●
NSYTRV352*	■	■	■	■	■	■	-	-	●
NSYTRV352PE	■	■	■	■	■	■	-	-	●
NSYTRV502*	■	■	●	■	■	■	■	■	●
NSYTRV502PE	■	●	-	■	■	■	■	■	●
NSYTRV702	■	■	●	●	●	●	●	●	●
NSYTRV952BB	■	■	-	-	-	■	-	-	●
NSYTRV952BC	■	■	-	-	-	■	-	-	●
NSYTRV1502BB	■	■	-	-	-	●	-	-	●
NSYTRV42SC	■	■	-	-	-	-	-	-	●
NSYTRV42ST*	■	■	-	-	-	-	-	-	●
NSYTRV42SCD	■	■	-	-	-	-	-	-	●
NSYTRV42TB	■	■	-	-	-	-	-	-	●
NSYTRV162SF	■	■	-	-	-	-	■	●	●
NSYTRV42SF5	■	■	-	-	-	-	-	-	●
NSYTRV42SF5LD	■	■	-	-	-	-	-	-	●
NSYTRV42SF5LA	■	■	-	-	-	-	-	-	●
NSYTRV42SF6	■	■	-	-	-	-	-	-	●
NSYTRV42SF6LD	■	■	-	-	-	-	-	-	●
NSYTRV42SF6LA	■	■	-	-	-	-	-	-	●
NSYTRV62TT	■	■	-	-	-	-	-	-	●
NSYTRV62TTD	■	■	-	-	-	-	-	-	●
NSYTRV62TTPE	■	■	-	-	-	-	-	-	●
NSYTRV22M*	●	●	●	●	●	-	-	-	●
NSYTRV22MPE	●	●	●	●	●	-	-	-	●
NSYTRV42M*	●	●	●	●	●	-	-	-	●
NSYTRV42MPE	●	●	●	●	●	-	-	-	●
NSYTRR22*	■	■	●	■	■	■	■	■	●
NSYTRR22PE	■	■	●	■	■	■	■	■	●
NSYTRR23*	■	■	●	■	■	■	■	■	●
NSYTRR23PE	■	■	●	■	■	■	■	■	●
NSYTRR24*	■	■	●	■	■	■	■	■	●
NSYTRR24PE	■	■	●	■	■	■	■	■	●
NSYTRR24D*	■	■	●	●	●	■	■	■	●
NSYTRR24DPE	■	■	●	●	●	■	■	■	●

RoHS compliant

■ Certified product
● Certification pending

*The same certifications apply for any of the color variants of this terminal block, added as a suffix: AR, BK, BL, GN, RD, WH.

Certification



Catalog numbers	UL	CSA	VDE	ATEX	IECEx	GL	LR	DNV	GOST
NSYTRR26T*	■	■	●	-	-	●	●	-	●
NSYTRR42*	■	■	●	■	■	■	■	■	●
NSYTRR42PE	■	■	●	■	■	■	■	■	●
NSYTRR43*	■	■	●	■	■	■	■	■	●
NSYTRR43PE	■	■	●	■	■	■	■	■	●
NSYTRR44*	■	■	●	■	■	■	■	■	●
NSYTRR44PE	■	■	●	■	■	■	■	■	●
NSYTRR44D*	■	●	●	●	●	■	■	■	●
NSYTRR44DPE	■	■	●	●	●	■	■	■	●
NSYTRR62*	■	■	●	■	■	■	■	■	●
NSYTRR62PE	■	■	●	■	■	■	■	■	●
NSYTRR102*	■	■	●	■	■	■	■	■	●
NSYTRR102PE	■	■	●	■	■	■	■	■	●
NSYTRR162*	■	■	●	■	■	■	■	■	●
NSYTRR162PE	■	■	●	■	■	■	■	■	●
NSYTRR63	■	■	●	■	■	■	■	■	●
NSYTRR22SC*	■	■	-	-	-	-	-	-	●
NSYTRR23SC*	■	■	-	-	-	-	-	-	●
NSYTRR24SCD	■	■	-	-	-	-	-	-	●
NSYTRR22TB	■	■	-	-	-	-	-	-	●
NSYTRR23TB	■	■	-	-	-	-	-	-	●
NSYTRR22M*	■	■	●	●	●	-	-	-	●
NSYTRR22MPE	■	■	●	●	●	-	-	-	●
NSYTRR24M*	■	■	●	●	●	-	-	-	●
NSYTRR24MFF	■	■	●	●	●	-	-	-	●
NSYTRR22MF*	■	■	●	●	●	-	-	-	●
NSYTRR22MFF	■	■	●	●	●	-	-	-	●
NSYTRR24MF*	■	■	●	●	●	-	-	-	●
NSYTRR22MP*	■	■	●	●	●	-	-	-	●
NSYTRR24MP*	■	■	●	●	●	-	-	-	●
NSYTRP22*	■	■	■	■	■	■	■	●	●
NSYTRP22PE	■	■	■	■	■	■	■	●	●
NSYTRP23*	■	■	■	■	■	■	■	●	●
NSYTRP23PE	■	■	■	■	■	■	■	●	●
NSYTRP24*	■	■	■	■	■	■	■	●	●
NSYTRP24PE	■	■	■	■	■	■	■	●	●
NSYTRP24D*	■	■	■	-	-	■	■	●	●
NSYTRP24DPE	■	■	■	-	-	■	■	●	●
NSYTRP42*	■	■	●	■	■	■	●	●	●
NSYTRP42PE	■	■	●	■	■	■	●	●	●
NSYTRP43*	■	■	●	■	■	■	●	●	●
NSYTRP43PE	■	■	●	■	■	■	●	●	●
NSYTRP44*	■	■	●	■	■	■	●	●	●
NSYTRP44PE	■	■	●	■	■	■	●	●	●
NSYTRP22SC	■	■	●	-	-	■	■	-	●
NSYTRP23SC	■	■	●	-	-	■	■	-	●
NSYTRP24SC	■	■	●	-	-	■	■	-	●
NSYTRP22TB	■	■	●	-	-	■	■	-	●
NSYTRP42TB	■	■	●	-	-	■	-	-	●
NSYTRH12	■	■	-	■	■	-	-	-	●
NSYTRH12PE	■	●	-	■	■	-	-	-	●
NSYTRH13	■	●	-	■	■	-	-	-	●
NSYTRH22	■	■	-	■	■	-	-	-	●

RoHS compliant

■ Certified product
● Certification pending

*The same certifications apply for any of the color variants of this terminal block, added as a suffix: AR, BK, BL, GN, RD, WH.

ATEX Directive

The ATEX Directive

All devices and equipment intended for use in potentially explosive atmospheres created by the presence of flammable gases, vapors or dusts must conform to the requirements of European Directive 94/9/CE, more generally known as the ATEX 100a directive. ATEX is derived from the French term "ATmosphère EXplosible" (explosive atmosphere).

Standards EN 50014, EN 50019, and EN 50281-1-1 apply to terminal blocks in hazardous areas, requiring increased safety (EEx e).

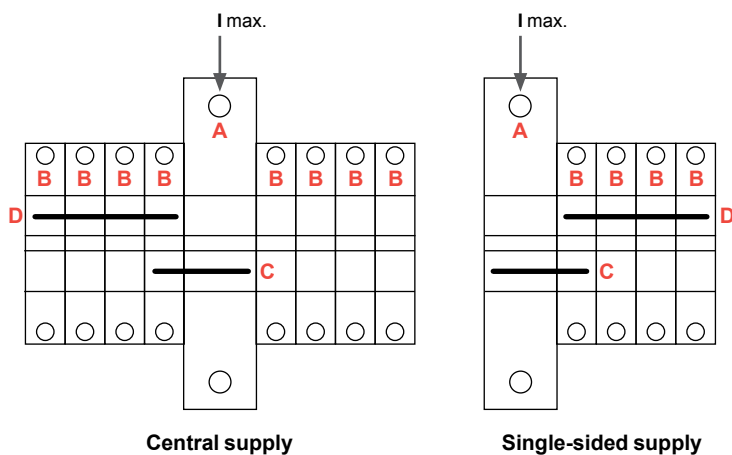
Meaning of markings

In compliance with the ATEX 100a directive, the markings on Linergy terminal blocks have the following meaning:

XXX	Identification number of the Notified Body
Ex	Use of the equipment in a potentially explosive atmosphere
II	Device group: II = Surface industries
2	Device category: 2 = Zone 1 (gas) - Zone 21 (dust)
GD	Type of explosive atmosphere: G = (gas), D = (dust)
EEx	Equipment conforming to the type of protection specified by GENELEC
e	Type of protection: e = increased safety

Reduction jumpers with NSYTRV screw terminal blocks

Supply		Pick-off		Single-sided supply	Central supply	Reduction jumper
Terminal block	Cross-section (mm ²)	Terminal block	Cross-section (mm ²)	I _{max} [A]	I _{max} [A]	
NSYTRV42	4	NSYTRV22	2.5	24	24	NSYTRAL22
NSYTRV62	6	NSYTRV22	2.5	40	56	NSYTRALV62
		NSYTRV42	4	45	56	
		NSYTRR22	2.5	40	56	
		NSYTRR42	4	45	56	NSYTRALV62
		NSYTRP22	2.5	40	56	
		NSYTRH12	1.5	35	56	
		NSYTRH22	2.5	40	56	
NSYTRV102	10	NSYTRV22	2.5	40	65	NSYTRALV102
		NSYTRV42	4	45	65	
		NSYTRR22	2.5	40	65	NSYTRALV102
		NSYTRR42	4	45	65	
		NSYTRP22	2.5	40	65	
		NSYTRH12	1.5	35	65	
		NSYTRH22	2.5	40	65	
NSYTRV162	16	NSYTRV22	2.5	40	80	NSYTRALV162
		NSYTRV42	4	45	90	
		NSYTRR22	2.5	40	80	NSYTRALV162
		NSYTRR42	4	45	90	
		NSYTRP22	2.5	40	80	
		NSYTRH12	1.5	35	70	
		NSYTRH22	2.5	40	80	
NSYTRV352	35	NSYTRV22	2.5	40	80	NSYTRALV352
		NSYTRV42	4	45	90	
		NSYTRR22	2.5	40	80	NSYTRALV352
		NSYTRR42	4	45	90	
		NSYTRP22	2.5	40	80	
		NSYTRH12	1.5	35	70	
		NSYTRH22	2.5	40	80	




- A Supply terminal block
- B Pick-off terminal block
- C Reduction jumper
- D Jumper



Reduction jumpers allow you to connect standard terminal blocks of the Linery TR range to different nominal cross-sections and connection technologies. Power feeds with large cross-sections can be easily distributed among several smaller output terminal blocks. The connection technologies and the connected cross-sections must be taken into consideration when selecting a suitable reduction jumper. Use the tables on this and the following page to determine the appropriate reduction jumper and the maximum permissible jumper current for a single-sided and central power feed.









**Reduction jumpers
with NSYTRR spring
or NSYTRP push-in
terminal blocks**

Supply		Pick-off		Single-sided supply	Central supply	Reduction jumper
Terminal block	Cross-section (mm ²)	Terminal block	Cross-section (mm ²)	I _{max} [A]	I _{max} [A]	
NSYTRR42 NSYTRP42	4	NSYTRR22	2.5	40	40	NSYTRAL22
		NSYTRP22	2.5	40	40	
		NSYTRH12	1.5	35	40	
		NSYTRH22	2.5	40	40	
NSYTRR62	6	NSYTRR22	2.5	40	56	NSYTRALR62
		NSYTRR42	4	45	56	
		NSYTRP22	2.5	40	56	
		NSYTRH12	1.5	35	56	
		NSYTRH22	2.5	40	56	
NSYTRR102	10	NSYTRR22	2.5	40	56	NSYTRALR102
		NSYTRR42	4	45	56	
		NSYTRP22	2.5	40	56	
		NSYTRH12	1.5	35	56	
		NSYTRH22	2.5	40	56	
NSYTRR162	16	NSYTRR22	2.5	40	56	NSYTRALR162
		NSYTRR42	4	45	56	
		NSYTRP22	2.5	40	56	
		NSYTRH12	1.5	35	56	
		NSYTRH22	2.5	40	56	

	Selection guide	16
	Passthrough	20
	Lug-lug / Lug-connector	22
	Grounding type	24
	Double deck	26
	Blade isolator and component carrier	30
	Measuring	32
	Miniature	34

Linergy TR

Selection guide: Screw terminal blocks Passthrough

		Passthrough				
		Passthrough				
						
Nominal c.s.a: mm ²		2.5	4	6	10 and 16	35 to 70
Number of poles	1 - 1 x 1	NSYTRV22	NSYTRV42	NSYTRV62	NSYTRV102 NSYTRV162	NSYTRV352 NSYTRV502 NSYTRV702
	2 - 1 x 1	-	-	-	-	-
	3 - 1 x 1	-	-	-	-	-
	5 - 1 x 1	-	-	-	-	-
	10 - 1 x 1	-	-	-	-	-
	1 - 1 x 2	-	-	-	-	-
	1 - 2 x 2	-	-	-	-	-
	With LED	-	-	-	-	-
Colors	Grey	NSYTRV22	NSYTRV42	NSYTRV62	NSYTRV102 NSYTRV162	NSYTRV352 NSYTRV502 NSYTRV702
	Blue	NSYTRV22BL	NSYTRV42BL	NSYTRV62BL	NSYTRV102BL NSYTRV162BL	NSYTRV352BL NSYTRV502BL
	Green/yellow (grounding block)	-	-	-	-	-
	Orange	NSYTRV22AR	NSYTRV42AR	-	-	-
	Red	NSYTRV22RD	NSYTRV42RD	-	-	-
	Green	-	NSYTRV42GN	-	-	-
	White	NSYTRV22WH	NSYTRV42WH	-	-	-
	Black	-	NSYTRV42BK	-	-	-
Mounting on	35 mm 	■	■	■	■	■
	35 mm 	■	■	■	■	■
	15 mm 	-	-	-	-	-
See pages	20	20	20	21	20/22	











Snap-on grounding blocks

Grounding terminal blocks are simply snapped onto the DIN rail to make contact. This mechanically and electrically efficient connection meets all the requirements of standard IEC 60947-7-2.

Linergy TR









Selection guide: Screw terminal blocks

Lug-lug Lug-connector, Grounding type

		Lug-lug Lug-connector	Grounding type			
						
Nominal c.s.a: mm ²		95 and 150	2.5	4	6 and 10	16 to 50
Number of poles	1 - 1 x 1	NSYTRV952BB NSYTRV952BC NSYTRV1502BB	NSYTRV22PE	NSYTRV42PE	NSYTRV62PE NSYTRV102PE	NSYTRV162PE NSYTRV352PE NSYTRV502PE
	2 - 1 x 1	-	-	-	-	-
	3 - 1 x 1	-	-	-	-	-
	5 - 1 x 1	-	-	-	-	-
	10 - 1 x 1	-	-	-	-	-
	1 - 1 x 2	-	-	NSYTRV43PE	-	-
	1 - 2 x 2	-	-	NSYTRV44PE	-	-
	With LED	-	-	-	-	-
Colors	Grey	NSYTRV952BB NSYTRV952BC NSYTRV1502BB	-	-	-	-
	Blue	-	-	-	-	-
	Green/yellow (grounding block)	-	■	■	■	■
	Orange	-	-	-	-	-
	Red	-	-	-	-	-
	Green	-	-	-	-	-
	White	-	-	-	-	-
	Black	-	-	-	-	-
Mounting on	35 mm 	■	■	■	■	■
	35 mm 	■	■	■	■	■
	15 mm 	-	-	-	-	-
See pages	22/23	24	24	24/25	25	

Lineryg TR

Selection guide: Screw terminal blocks Double deck, Blade isolator and Component carrier









		Double deck		Blade isolator	Component carrier	
		Multi-pole	Double deck	Blade isolator	Fused	Removable carrier
						
Nominal c.s.a: mm ²		4	2.5 and 4	4	4 and 16	4
Number of poles	1 - 1 x 1	-	-	NSYTRV42SC NSYTRV42ST	NSYTRV42SF5 NSYTRV42SF6 NSYTRV162SF	NSYTRV42TB
	2 - 1 x 1	-	NSYTRV24D NSYTRV44D	NSYTRV42SCD	-	-
	3 - 1 x 1	-	NSYTRV26T	-	-	-
	5 - 1 x 1	-	-	-	-	-
	10 - 1 x 1	-	-	-	-	-
	1 - 1 x 2	NSYTRV43	-	-	-	-
	1 - 2 x 2	NSYTRV44	-	-	-	-
	With LED	-	-	-	NSYTRV42SF5LD NSYTRV42SF6LD	-
Colors	Grey	NSYTRV43 NSYTRV44	NSYTRV24D NSYTRV44D NSYTRV26T	NSYTRV42SC NSYTRV42ST NSYTRV42SCD	-	NSYTRV42TB
	Blue	-	-	■	-	-
	Green/yellow (grounding block)	NSYTRV43PE NSYTRV44PE	NSYTRV24DPE NSYTRV44DPE	-	-	-
	Orange	■	-	NSYTRV42STAR	-	-
	Red	■	-	-	-	-
	Green	-	-	-	-	-
	White	-	-	-	-	-
	Black	■	-	-	NSYTRV42SF5 NSYTRV42SF6 NSYTRV162SF NSYTRV42SF5LD NSYTRV42SF6LD	-
Mounting on	35 mm 	■	■	■	■	■
	35 mm 	■	■	■	■	■
	15 mm 	-	-	-	-	-
See pages		26	27	30	31	30



Flexible plug-in jumper system

The **NSYTRAL*** plug-in jumpers allow potential distribution to be implemented quickly. All terminals have two jumper shafts to make flexible chain jumpers, reduction jumpers or jumpers between nonadjacent terminal blocks possible.

The reduction jumper permits simple connection of terminal blocks with different nominal cross-sections (for example, an **NSYTRV102** terminal connected to an **NSYTRV22** terminal). This way the power distribution terminal blocks can be quickly set up.

		Measuring	Miniature
			
			Passthrough
Nominal c.s.a: mm ²		6	2.5 and 4
Number of poles	1 - 1 x 1	NSYTRV62TTD	NSYTRV22M NSYTRV42M
	2 - 1 x 1	-	
	3 - 1 x 1	-	
	5 - 1 x 1	-	
	10 - 1 x 1	-	
	1 - 1 x 2	-	
	1 - 2 x 2	-	
	With LED	-	-
Colors	Grey	NSYTRV62TTD	NSYTRV22M NSYTRV42M
	Blue	-	NSYTRV22MBL NSYTRV42MBL
	Green/yellow (grounding block)	NSYTRV62TTPE	NSYTRV22MPE NSYTRV42MPE
	Orange	-	-
	Red	-	-
	Green	-	-
	White	-	-
	Black	-	-
Mounting on	35 mm 		-
	35 mm 		-
	15 mm 	-	
See pages		32	34/35

Passthrough



	NSYTRV22	NSYTRV42	NSYTRV62
Nominal c.s.a.: mm ²	2.5	4	6
Type of block	Passthrough	Passthrough	Passthrough
Type of connection	1 pole - 1 x 1	1 pole - 1 x 1	1 pole - 1 x 1
Color	Grey	Grey	Grey
Max. electric values (U _{max} , I _{max})	1000 V, 32 A	1000 V, 41 A	1000 V, 57 A
Approximate dimensions: mm (in.)			
Length	47.7 (1.88)	47.7 (1.88)	47.7 (1.88)
Height	47.5 (1.87)	47.5 (1.87)	47.5 (1.87)
Width	5.2 (0.21)	6.2 (0.24)	8.2 (0.32)
Cabling c.s.a.: mm ²	2.5	4	6
Flexible cable	0.14 - 4	0.14 - 6	0.2 - 10
Solid cable	0.14 - 4	0.14 - 6	0.2 - 10
Nominal electric values			
IEC/EN 60947-7-1	1000 V, 24 A	1000 V, 32 A	1000 V, 41 A
UL	600 V, 20 A, 26 - 12 AWG	600 V, 30 A, 26 - 10 AWG	600 V, 50 A, 24 - 8 AWG
CSA	600 V, 20 A, 26 - 12 AWG	600 V, 30 A, 26 - 10 AWG	600 V, 50 A, 24 - 8 AWG
ATEX	690 V, 22 A	690 V, 30 A	690 V, 40 A
Certifications	UL File E87739 CNN XCFR2, CSA File 256444 Class 6228-01, VDE, ATEX, IECEx, GL, LR, DNV, GOST	UL File E87739 CNN XCFR2, CSA File 256444 Class 6228-01, VDE, ATEX, IECEx, GL, LR, DNV, GOST	UL File E87739 CNN XCFR2, CSA File 256444 Class 6228-01, VDE, ATEX, IECEx, GL, LR, DNV, GOST

Terminal blocks

	Sold in lots of	Catalog number	Sold in lots of	Catalog number	Sold in lots of	Catalog number
Grey	50	NSYTRV22	50	NSYTRV42	50	NSYTRV62
Blue	50	NSYTRV22BL	50	NSYTRV42BL	50	NSYTRV62BL
Orange	50	NSYTRV22AR	50	NSYTRV42AR	-	-
Red	50	NSYTRV22RD	50	NSYTRV42RD	-	-
Green	-	-	-	NSYTRV42GN	-	-
White	50	NSYTRV22WH	50	NSYTRV42WH	-	-
Black	-	-	-	NSYTRV42BK	-	-


Accessories

End stop	Clip-on, 5.2 mm	50	NSYTRAAB35	50	NSYTRAAB35	50	NSYTRAAB35
for 35 mm DIN rail	With screw, 9.5 mm	50	NSYTRAABV35	50	NSYTRAABV35	50	NSYTRAABV35
End plate,	Grey	50	NSYTRAC22	50	NSYTRAC22	50	NSYTRAC22
width 2.2 mm	Blue	50	NSYTRAC22BL	50	NSYTRAC22BL	50	NSYTRAC22BL
Partition plate,	Grey	50	NSYTRAP22	50	NSYTRAP22	50	NSYTRAP22
width 2 mm	Blue	50	NSYTRAP22BL	50	NSYTRAP22BL	50	NSYTRAP22BL
Plug-in jumper	2-pole	50	NSYTRAL22	50	NSYTRAL42	10	NSYTRAL62
Red	3-pole	50	NSYTRAL23	50	NSYTRAL43	10	NSYTRAL63
	4-pole	50	NSYTRAL24	50	NSYTRAL44	-	-
	5-pole	50	NSYTRAL25	50	NSYTRAL45	-	-
	10-pole	10	NSYTRAL210	10	NSYTRAL410	10	NSYTRAL610
	20-pole	10	NSYTRAL220	10	NSYTRAL420	-	-
Blue	10-pole	10	NSYTRAL210BL	10	NSYTRAL410BL	10	NSYTRAL610BL
Grey	10-pole	10	NSYTRAL210GR	10	NSYTRAL410GR	10	NSYTRAL610GR
Reduction jumper,	Screw to screw terminal	-	-	-	-	10	NSYTRALV62
down to 2.5/4 mm ²	Screw to spring terminal	-	-	-	-	10	NSYTRALVR62
Vertical jumper	1-pole	-	-	-	-	-	-
Pick-off terminal	Grey	-	-	-	-	-	-
Test plug	Metallic part, Ø 2.3 mm	10	NSYTRAATM1	10	NSYTRAATM1	10	NSYTRAATM1
	Insulating sleeve, red	10	NSYTRAATP1	10	NSYTRAATP1	10	NSYTRAATP1
Test adapter	For plug-in jumper shaft	10	NSYTRAFT	10	NSYTRAFT	10	NSYTRAFT
Terminal cover	Yellow	10	NSYTRACS2	10	NSYTRACS4	10	NSYTRACS6
Marker tag holder	For ●AB35 end stop	100	NSYTRASB4	100	NSYTRASB4	100	NSYTRASB4
DIN rail 35 x 7.2 mm	Perforated, 2 m long	20	NSYSDR200BD	20	NSYSDR200BD	20	NSYSDR200BD
Marking accessories		See page 74					

General data

Strip length: mm (in.)	9 (0.35)	9 (0.35)	10 (0.39)
Screw thread	M3	M3	M4
Torque: N•m (lb-in)	0.5 - 0.6 (4.43 - 5.31)	0.6 - 0.8 (5.31 - 7.08)	1.5 - 1.8 (13.28 - 15.93)

Passthrough



	NSYTRV102	NSYTRV162	NSYTRV352	NSYTRV502					
Nominal c.s.a.: mm ²	10	16	35	50					
Type of block	Passthrough	Passthrough	Passthrough	Passthrough					
Type of connection	1 pole - 1 x 1	1 pole - 1 x 1	1 pole - 1 x 1	1 pole - 1 x 1					
Color	Grey	Grey	Grey	Grey					
Max. electric values (U _{max} , I _{max})	1000 V, 76 A	1000 V, 101 A	1000 V, 125 A	1000 V, 150 A					
Approximate dimensions: mm (in.)									
Length	47.7 (1.88)	55.5 (2.19)	60.2 (2.37)	70.5 (2.78)					
Height	47.5 (1.87)	55 (2.17)	65.7 (2.59)	83.5 (3.29)					
Width	10.2 (0.40)	12.2 (0.48)	16 (0.63)	20 (0.79)					
Cabling c.s.a.: mm ²	10	16	35	50					
Flexible cable	0.5 - 16	1.5 - 25	1.5 - 50	25 - 70					
Solid cable	0.5 - 16	1.5 - 25	1.5 - 50	16 - 70					
Nominal electric values									
IEC/EN 60947-7-1	1000 V, 57 A	1000 V, 76 A	1000 V, 125 A	1000 V, 150 A					
UL	600 V, 65 A, 20 - 6 AWG	600 V, 85 A, 16 - 4 AWG	600 V, 150 A, 14 - 1/0 AWG	600 V, 150 A, 6 - 1/0 AWG					
CSA	600 V, 65 A, 20 - 6 AWG	600 V, 85 A, 16 - 4 AWG	600 V, 150 A, 14 - 1/0 AWG	600 V, 150 A, 6 - 1/0 AWG					
ATEX	690 V, 54 A	690 V, 73 A	690 V, 126 A	690 V, 137 A					
Certifications	UL File E87739 CNN XCFR2, CSA File 256444 Class 6228-01, VDE, ATEX, IECEx, GL, LR, DNV, GOST	UL File E87739 CNN XCFR2, CSA File 256444 Class 6228-01, VDE, ATEX, IECEx, GL, LR, DNV, GOST	UL File E87739 CNN XCFR2, CSA File 256444 Class 6228-01, VDE, ATEX, IECEx, GL, GOST	UL File E87739 CNN XCFR2, CSA File 256444 Class 6228-01, VDE, ATEX, IECEx, GL, LR, DNV, GOST					
Terminal blocks									
	Sold in lots of	Catalog number	Sold in lots of	Catalog number	Sold in lots of	Catalog number	Sold in lots of	Catalog number	
Grey	50	NSYTRV102	50	NSYTRV162	50	NSYTRV352	10	NSYTRV502	
Blue	50	NSYTRV102BL	50	NSYTRV162BL	50	NSYTRV352BL	10	NSYTRV502BL	
Orange	-	-	-	-	-	-	-	-	
Red	-	-	-	-	-	-	-	-	
Green	-	-	-	-	-	-	-	-	
White	-	-	-	-	-	-	-	-	
Black	-	-	-	-	-	-	-	-	
Accessories									
End stop	Clip-on, 5.2 mm	50	NSYTRAAB35	50	NSYTRAAB35	50	NSYTRAAB35	50	NSYTRAAB35
for 35 mm DIN rail	With screw, 9.5 mm	50	NSYTRAABV35	50	NSYTRAABV35	50	NSYTRAABV35	50	NSYTRAABV35
End plate,	Grey	50	NSYTRAC22	50	NSYTRAC162	-	Included	-	Included
width 2.2 mm	Blue	50	NSYTRAC22BL	-	-	-	-	-	-
Partition plate,	Grey	50	NSYTRAP22	-	-	-	-	-	-
width 2 mm	Blue	50	NSYTRAP22BL	-	-	-	-	-	-
Plug-in jumper	2-pole	10	NSYTRAL102	10	NSYTRAL162	10	NSYTRAL352	10	NSYTRAL502 *
Red	3-pole	-	-	-	-	-	-	10	NSYTRAL503 *
	4-pole	-	-	-	-	-	-	-	-
	5-pole	-	-	-	-	-	-	-	-
	10-pole	-	-	-	-	-	-	-	-
	20-pole	-	-	-	-	-	-	-	-
Blue	10-pole	-	-	-	-	-	-	-	-
Grey	10-pole	-	-	-	-	-	-	-	-
Reduction jumper,	Screw to screw terminal	10	NSYTRALV102	10	NSYTRALV162	10	NSYTRALV352	-	-
down to 2.5/4 mm ²	Screw to spring terminal	10	NSYTRALVR102	10	NSYTRALVR162	10	NSYTRALVR352	-	-
Vertical jumper	1-pole	-	-	-	-	-	-	-	-
Pick-off terminal	Grey	-	-	10	NSYTRAPT16	10	NSYTRAPT35	-	-
Test plug	Metallic part, Ø 2.3 mm	10	NSYTRAATM1	10	NSYTRAATM1	10	NSYTRAATM1	10	NSYTRAATM1
	Insulating sleeve, red	10	NSYTRAATP1	10	NSYTRAATP1	10	NSYTRAATP1	10	NSYTRAATP1
Test adapter	For plug-in jumper shaft	10	NSYTRAFT	10	NSYTRAFT	10	NSYTRAFT	-	-
Terminal cover	Yellow	10	NSYTRACS10	10	NSYTRACS10	10	NSYTRACS10	10	NSYTRACS10
Marker tag holder	For ●AB35 end stop	100	NSYTRASB4	100	NSYTRASB4	100	NSYTRASB4	100	NSYTRASB4
DIN rail 35 x 7.2 mm	Perforated, 2 m long	20	NSYSDR200BD	20	NSYSDR200BD	20	NSYSDR200BD	20	NSYSDR200BD
Marking accessories		See page 74							
General data									
Strip length: mm (in.)		10 (0.39)	14 (0.55)	18 (0.71)	24 (0.95)				
Screw thread		M4	M5	M6	M6				
Torque: N*m (lb-in)		1.5 - 1.8 (13.28 - 15.93)	2.5 - 3 (22.13 - 26.55)	3.2 - 3.7 (28.32 - 32.75)	6 - 8 (53.10 - 70.81)				

*Screw jumper

Lineryg TR

Screw terminal blocks

Passthrough

Lug to Lug

Passthrough Lug to Lug



		NSYTRV702		NSYTRV952BB
Nominal c.s.a.: mm ²		70		95
	Type of block	Passthrough		Passthrough - lug to lug
	Type of connection	1 pole - 1 x 1		1 pole - 1 x 1
	Color	Grey		Grey
Max. electric values		1000 V, 192 A		1000 V, 232 A
Approximate dimensions: mm (in.)				
	Length	70.5 (2.78)		110 (4.33)
	Height	87.5 (3.45)		56 (2.21)
	Width	20.3 (0.80)		40 (1.58)
Cabling c.s.a.: mm ²		70		95
	Flexible cable	25 - 70		35 - 95
	Solid cable	16 - 95		25 - 95
Nominal electric values				
	IEC/EN 60947-7-1	1000 V, 192 A		1000 V, 232 A
	UL	600 V, 192 A, 4 - 3/0 AWG		600 V, 230 A, 2 - 4/0 AWG
	CSA	600 V, 192 A, 4 - 3/0 AWG		600 V, 230 A, 2 - 4/0 AWG
	ATEX Ⓢ	-		-
Certifications		UL File E87739 CNN XCFR2, CSA File 256444 Class 6228-01, VDE, GL, LR, DNV, GOST		UL File E87739 CNN XCFR2, CSA File 256444 Class 6228-01, GL, GOST
Terminal blocks				
	Grey	Sold in lots of 10	Catalog number NSYTRV702	Sold in lots of 10
	Blue	-	-	-
Accessories				
End stop for 35 mm DIN rail	Clip-on, 5.2 mm	50	NSYTRAAB35	50
	With screw, 9.5 mm	50	NSYTRAABV35	50
End plate	Grey	-	Included	-
Partition plate	Grey	-	-	10
Screw jumper	2-pole	10	NSYTRAL702	10
	3-pole	-	-	-
Test plug	Metallic part, Ø 2.3 mm	10	NSYTRAATM1	10
	Insulating sleeve, red	10	NSYTRAATP1	10
Test adapter	For plug-in jumper shaft	-	-	-
Cover	Grey	-	-	10
Marker tag holder	For ●AB35 end stop	100	NSYTRASB4	100
DIN rail 35 x 7.2 mm	Perforated, 2 m long	20	NSYSDR200BD	20
Marking accessories		See page 74		
General data				
	Strip length: mm (in.)	24 (0.95)		29 (1.14)
	Screw thread	M8		M12
	Torque: N•m (lb-in)	08 - 10 (70 - 81)		25 - 30 (221.27 - 265.52)

Linergy TR

Screw terminal blocks

Passthrough



Lug to connector, lug to lug

Passthrough lug to connector, lug to lug








		NSYTRV952BC		NSYTRV1502BB	
Nominal c.s.a.: mm ²		95		150	
	Type of block	Passthrough - lug to connector		Passthrough - lug to lug	
	Type of connection	1 pole - 1 x 1		1 pole - 1 x 1	
	Color	Grey		Grey	
Max. electric values		1000 V, 232 A		1000 V, 309 A	
Approximate dimensions: mm (in.)					
	Length	114 (4.49)		119 (4.69)	
	Height	86 (3.39)		100 (3.94)	
	Width	40 (1.58)		46 (1.81)	
Cabling c.s.a.: mm ²		95		150	
	Flexible cable	35 - 95		50 - 150	
	Solid cable	25 - 95		35 - 150	
Nominal electric values					
	IEC/EN 60947-7-1	1000 V, 232 A		1000 V, 309 A	
	UL	600 V, 230 A, 2 - 4/0 AWG		600 V, 285 A, 2 - 300 AWG/kcmil	
	CSA	600 V, 230 A, 2 - 4/0 AWG		600 V, 285 A, 2 - 300 AWG/kcmil	
	ATEX Ⓢ	-		-	
Certifications		UL File E87739 CNN XCFR2, CSA File 256444 Class 6228-01, GL, GOST		UL File E87739 CNN XCFR2, CSA File 256444 Class 6228-01, GL	
Terminal blocks					
		Sold in lots of	Catalog number	Sold in lots of	Catalog number
	Grey	10	NSYTRV952BC	10	NSYTRV1502BB
	Blue	-	-	-	-
Accessories					
End stop	Clip-on, 5.2 mm	50	NSYTRAAB35	50	NSYTRAAB35
for 35 mm DIN rail	With screw, 9.5 mm	50	NSYTRAABV35	50	NSYTRAABV35
End plate	Grey	-	-	-	-
Partition plate	Grey	10	NSYTRAC952	10	NSYTRAC952
Screw jumper	2-pole	10	NSYTRAL952	10	NSYTRAL1502
	3-pole	-	-	-	-
Test plug	Metallic part, Ø 2.3 mm	10	NSYTRAATM1	10	NSYTRAATM1
	Insulating sleeve, red	10	NSYTRAATP1	10	NSYTRAATP1
Test adapter	For plug-in jumper shaft	-	-	-	-
Cover	Grey	10	NSYTRACP1	10	NSYTRACP2
Marker tag holder	For ●AB35 end stop	100	NSYTRASB4	100	NSYTRASB4
DIN rail 35 x 7.2 mm	Perforated, 2 m long	20	NSYSR200BD	20	NSYSR200BD
Marking accessories		See page 74			
General data					
	Strip length: mm (in.)	29 (1.14)		29 (1.14)	
	Screw thread	M8	M12	M12	
	Torque: N•m (lb-in)	15 - 20 (132.76 - 177.02) 25 - 30		25 - 30	

Grounding type



	NSYTRV22PE	NSYTRV42PE	NSYTRV62PE			
Nominal c.s.a.: mm ²	2.5	4	6			
Type of block	Grounding type	Grounding type	Grounding type			
Type of connection	1 pole - 1 x 1	1 pole - 1 x 1	1 pole - 1 x 1			
Color	Green/Yellow	Green/Yellow	Green/Yellow			
Max. electric values	-	-	-			
Approximate dimensions: mm (in.)						
Length	47.7 (1.88)	47.7 (1.88)	47.7 (1.88)			
Height	47.5 (1.87)	47.5 (1.87)	47.5 (1.87)			
Width	5.2 (0.21)	6.2 (0.24)	8.2 (0.32)			
Cabling c.s.a.: mm ²	2.5	4	6			
Flexible cable	0.14 - 4	0.14 - 6	0.2 - 10			
Solid cable	0.14 - 4	0.14 - 6	0.2 - 10			
Nominal electric values						
IEC/EN 60947-7-1	-	-	-			
UL	26 - 12 AWG	26 - 10 AWG	24 - 8 AWG			
CSA	26 - 12 AWG	26 - 10 AWG	24 - 8 AWG			
ATEX	-	-	-			
Certifications	UL File E87739 CNN XCFR2, CSA File 256444 Class 6228-01, VDE, ATEX, IECEX, GL, LR; DNV, GOST	UL File E87739 CNN XCFR2, CSA File 256444 Class 6228-01, VDE, ATEX, IECEX, GL, LR, DNV, GOST	UL File E87739 CNN XCFR2, CSA File 256444 Class 6228-01, VDE, ATEX, IECEX, GL, LR, DNV, GOST			
Terminal blocks						
	Sold in lots of	Catalog number	Sold in lots of	Catalog number	Sold in lots of	Catalog number
Green/Yellow	50	NSYTRV22PE	50	NSYTRV42PE	50	NSYTRV62PE
Accessories						
End stop	Clip-on, 5.2 mm	50	NSYTRAAB35	50	NSYTRAAB35	50
for 35 mm DIN rail	With screw, 9.5 mm	50	NSYTRAABV35	50	NSYTRAABV35	50
End plate,	Grey	50	NSYTRAC22	50	NSYTRAC22	50
width 2.2 mm	Blue	50	NSYTRAC22BL	50	NSYTRAC22BL	50
Partition plate,	Grey	50	NSYTRAP22	50	NSYTRAP22	50
width 2 mm	Blue	50	NSYTRAP22BL	50	NSYTRAP22BL	50
Plug-in jumper	2-pole	50	NSYTRAL22	50	NSYTRAL42	10
Red	3-pole	50	NSYTRAL23	50	NSYTRAL43	10
	4-pole	50	NSYTRAL24	50	NSYTRAL44	-
	5-pole	50	NSYTRAL25	50	NSYTRAL45	-
	10-pole	10	NSYTRAL210	10	NSYTRAL410	10
	20-pole	10	NSYTRAL220	10	NSYTRAL420	-
Test plug	Metallic part, Ø 2.3 mm	10	NSYTRAATM1	10	NSYTRAATM1	10
	Insulating sleeve, red	10	NSYTRAATP1	10	NSYTRAATP1	10
Test adapter	For plug-in jumper shaft	10	NSYTRAFT	10	NSYTRAFT	10
Terminal cover	Yellow	10	NSYTRACS2	10	NSYTRACS4	10
Marker tag holder	For ●AB35 end stop	100	NSYTRASB4	100	NSYTRASB4	100
DIN rail 35 x 7.2 mm	Perforated, 2 m long	20	NSYSDR200BD	20	NSYSDR200BD	20
Marking accessories	See page 74					
General data						
Strip length: mm (in.)	9 (0.35)	9 (0.35)	10 (0.39)			
Screw thread	M3	M3	M4			
Torque: N•m (lb-in)	0.5 - 0.6 (4.43 - 5.31)	0.6 - 0.8 (5.31 - 7.08)	1.5 - 1.8 (13.28 - 15.93)			

Grounding type										
										
	NSYTRV102PE	NSYTRV162PE	NSYTRV352PE	NSYTRV502PE						
Nominal c.s.a.: mm ²	10	16	35	50						
Type of block	Grounding type		Grounding type		Grounding type		Grounding type			
Type of connection	1 pole - 1 x 1		1 pole - 1 x 1		1 pole - 1 x 1		1 pole - 1 x 1			
Color	Green/Yellow		Green/Yellow		Green/Yellow		Green/Yellow			
Max. electric values	-	-	-	-						
Approximate dimensions: mm (in.)										
Length	47.7 (1.88)	55 (2.17)	65.7 (2.59)	70.5 (2.78)						
Height	47.5 (1.87)	55.5 (2.19)	60.2 (2.37)	83.5 (3.29)						
Width	10.2 (0.40)	12.2 (0.48)	16 (0.63)	20 (0.79)						
Cabling c.s.a.: in ² (mm ²)	0.39 (10)	0.63 (16)	1.38 (35)	1.97 (50)						
Flexible cable	0.5 - 16	1.5 - 25	1.5 - 35	25 - 70						
Solid cable	0.5 - 16	1.5 - 25	1.5 - 35	16 - 70						
Nominal electric values										
IEC/EN 60947-7-1	76 A	101 A	125 A	150 A						
UL	20 - 6 AWG	16 - 4 AWG	14 - 1/0 AWG	6 - 1/0 AWG						
CSA	20 - 6 AWG	16 - 4 AWG	14 - 1/0 AWG	6 - 1/0 AWG						
ATEX 	-	-	-	-						
Certifications	UL File E87739 CNN XCFR2, CSA File 256444 Class 6228-01, VDE, ATEX, IECEX, GL, LR; DNV, GOST	UL File E87739 CNN XCFR2, CSA File 256444 Class 6228-01, VDE, ATEX, IECEX, GL, LR, DNV, GOST	UL File E87739 CNN XCFR2, CSA File 256444 Class 6228-01, VDE, ATEX, IECEX, GL, GOST	UL File E87739 CNN XCFR2, CSA Pending, ATEX, IECEX, GL, LR, DNV, GOST						
Terminal blocks										
		Sold in lots of	Catalog number	Sold in lots of	Catalog number	Sold in lots of	Catalog number	Sold in lots of	Catalog number	
Green/Yellow	50	NSYTRV102PE	50	NSYTRV162PE	50	NSYTRV352PE	50	NSYTRV502PE		
Accessories										
End stop	Clip-on, 5.2 mm	50	NSYTRAAB35	50	NSYTRAAB35	50	NSYTRAAB35	50	NSYTRAAB35	
for 35 mm DIN rail	With screw, 9.5 mm	50	NSYTRAABV35	50	NSYTRAABV35	50	NSYTRAABV35	50	NSYTRAABV35	
End plate,	Grey	50	NSYTRAC22	50	NSYTRAC162	-	Included	-	Included	
width 2.2 mm	Blue	50	NSYTRAC22BL	-	-	-	-	-	-	
Partition plate,	Grey	50	NSYTRAP22	-	-	-	-	-	-	
width 2 mm	Blue	50	NSYTRAP22BL	-	-	-	-	-	-	
Plug-in jumper	2-pole	10	NSYTRAL102	10	NSYTRAL162	10	NSYTRAL352	-	-	
Red	3-pole	-	-	-	-	-	-	-	-	
	4-pole	-	-	-	-	-	-	-	-	
	5-pole	-	-	-	-	-	-	-	-	
	10-pole	-	-	-	-	-	-	-	-	
	20-pole	-	-	-	-	-	-	-	-	
Test plug	Metallic part, Ø 2.3 mm	10	NSYTRAATM1	10	NSYTRAATM1	10	NSYTRAATM1	10	NSYTRAATM1	
	Insulating sleeve, red	10	NSYTRAATP1	10	NSYTRAATP1	10	NSYTRAATP1	10	NSYTRAATP1	
Test adapter	For plug-in jumper shaft	10	NSYTRAFT	10	NSYTRAFT	10	NSYTRAFT	10	NSYTRAFT	
Terminal cover	Yellow	10	NSYTRACS10	10	NSYTRACS10	10	NSYTRACS10	10	NSYTRACS10	
Marker tag holder	For ●AB35 end stop	100	NSYTRASB4	100	NSYTRASB4	100	NSYTRASB4	100	NSYTRASB4	
DIN rail 35 x 7.2 mm	Perforated, 2 m long	20	NSYSDR200BD	20	NSYSDR200BD	20	NSYSDR200BD	20	NSYSDR200BD	
Marking accessories	See page 74									
General data										
Strip length: mm (in.)	10 (0.39)	14 (0.55)	18 (0.71)	24 (0.95)						
Screw thread	M4	M5	M6	M6						
Torque: N•m (lb-in)	1.5 - 1.8 (13.28 - 15.93)	2.5 - 3 (22.13 - 26.55)	3.2 - 3.7 (28.32 - 32.75)	6 - 8 (53.10 - 70.81)						

Lineryg TR

Screw terminal blocks

Double deck passthrough

Double deck passthrough



		NSYTRV43	NSYTRV44		
Nominal c.s.a.: mm ²		4	4		
	Type of block	Passthrough - multi-pole	Passthrough - multi-pole		
	Type of connection	1 pole - 1 x 2	1 pole - 2 x 2		
	Color	Grey	Grey		
Max. electric values (U _{max} , I _{max})		500 V, 41 A	500 V, 39 A		
Approximate dimensions: mm (in.)					
	Length	57.8 (2.28)	65.4 (2.58)		
	Height	47.5 (1.87)	47.5 (1.87)		
	Width	6.2 (0.24)	6.2 (0.24)		
Cabling c.s.a.: mm ²		4	4		
	Flexible cable	0.14 - 6	0.14 - 6		
	Solid cable	0.14 - 6	0.14 - 6		
Nominal electric values					
	IEC/EN 60947-7-1	500 V, 32 A	500 V, 32 A		
	UL	150 V, 30 A, 26 - 10 AWG	150 V, 30 A, 26 - 10 AWG		
	CSA	150 V, 30 A, 26 - 10 AWG	150 V, 30 A, 26 - 10 AWG		
	ATEX	352 V, 29 A	352 V, 29 A		
Certifications		UL File E87739 CNN XCFR2, CSA File 256444 Class 6228-01, ATEX, IECEX, GL, LR, DNV, GOST	UL File E87739 CNN XCFR2, CSA File 256444 Class 6228-01, ATEX, IECEX, GL, LR, DNV, GOST		
Terminal blocks					
		Sold in lots of	Catalog number	Sold in lots of	Catalog number
	Grey	50	NSYTRV43	50	NSYTRV44
	Blue	50	NSYTRV43BL	50	NSYTRV44BL
Accessories					
End stop	Clip-on, 5.2 mm	50	NSYTRAAB35	50	NSYTRAAB35
for 35 mm DIN rail	With screw, 9.5 mm	50	NSYTRAABV35	50	NSYTRAABV35
End plate,	Grey	50	NSYTRAC23	50	NSYTRAC24
width 2.2 mm	Grey, partial plate	-	-	-	-
Partition plate,	Grey	50	NSYTRAP23	50	NSYTRAP24
width 2 mm	Blue	-	-	-	-
Plug-in jumper	2-pole	50	NSYTRAL42	50	NSYTRAL42
Red	3-pole	50	NSYTRAL43	50	NSYTRAL43
	4-pole	50	NSYTRAL44	50	NSYTRAL44
	5-pole	50	NSYTRAL45	50	NSYTRAL45
	10-pole	10	NSYTRAL410	10	NSYTRAL410
	20-pole	10	NSYTRAL420	10	NSYTRAL420
Vertical jumper	1-pole	-	-	-	-
Test plug	Metallic part, Ø 2.3 mm	10	NSYTRAATM1	10	NSYTRAATM1
	Insulating sleeve, red	10	NSYTRAATP1	10	NSYTRAATP1
Test adapter	For plug-in jumper shaft	10	NSYTRAFT	10	NSYTRAFT
Terminal cover	Yellow	10	NSYTRACS4	10	NSYTRACS4
Marker tag holder	For ●AB35 end stop	100	NSYTRASB4	100	NSYTRASB4
DIN rail 35 x 7.2 mm	Perforated, 2 m long	20	NSYSDR200BD	20	NSYSDR200BD
Marking accessories		See page 74			
General data					
	Strip length: mm (in.)	9 (0.35)		9 (0.35)	
	Screw thread	M3		M3	
	Torque: N•m (lb-in)	0.6 - 0.8 (5.31 - 7.08)		0.6 - 0.8 (5.31 - 7.08)	

Linery TR

Screw terminal blocks

Double deck passthrough

Double deck passthrough




		NSYTRV24D	NSYTRV44D	NSYTRV26T			
Nominal c.s.a.: mm ²		2.5	4	2.5			
	Type of block	Passthrough - Double deck	Passthrough - Double deck	Passthrough - Triple deck			
	Type of connection	2 pole - 1 x 1	2 pole - 1 x 1	3 pole - 1 x 1			
	Color	Grey	Grey	Grey			
Max. electric values (U _{max} , I _{max})		500 V, 28 A	800 V, 36 A	500 V, 24 A			
Approximate dimensions: mm (in.)							
	Length	69.9 (2.75)	69.9 (2.75)	90 (3.54)			
	Height	65 (2.56)	65 (2.56)	77.5 (3.05)			
	Width	5.2 (0.21)	6.2 (0.24)	5.2 (0.21)			
Cabling c.s.a.: mm ²		2.5	4	2.5			
	Flexible cable	0.14 - 4	0.14 - 6	0.14 - 4			
	Solid cable	0.14 - 4	0.14 - 6	0.14 - 4			
Nominal electric values							
	IEC/EN 60947-7-1	500 V, 24 A	800 V, 30 A	500 V, 20 A			
	UL	600 V, 20 A, 26 - 12 AWG	600 V, 30 A, 26 - 10 AWG	600 V, 20 A, 26 - 12 AWG			
	CSA	600 V, 20 A, 26 - 12 AWG	600 V, 30 A, 26 - 10 AWG	600 V, 20 A, 26 - 12 AWG			
	ATEX	352 V, 20 A	440 V, 25.5 A	-			
Certifications		UL File E87739 CNN XCFR2, CSA File 256444 Class 6228-01, ATEX, IECEx, GL, LR, DNV, GOST	UL File E87739 CNN XCFR2, CSA File 256444 Class 6228-01, ATEX, IECEx, GL, LR, DNV, GOST	UL File E87739 CNN XCFR2, CSA File 256444 Class 6228-01, GOST			
Terminal blocks							
		Sold in lots of	Catalog number	Sold in lots of	Catalog number	Sold in lots of	Catalog number
	Grey	50	NSYTRV24D	50	NSYTRV44D	50	NSYTRV26T
	Blue	50	NSYTRV24DBL	50	NSYTRV44DBL	-	-
Accessories							
End stop	Clip-on, 5.2 mm	50	NSYTRAAB35	50	NSYTRAAB35	50	NSYTRAAB35
for 35 mm DIN rail	With screw, 9.5 mm	50	NSYTRAABV35	50	NSYTRAABV35	50	NSYTRAABV35
End plate,	Grey	50	NSYTRACE24	50	NSYTRACE24	50	NSYTRACE26
width 2.2 mm	Grey, partial plate	50	NSYTRACEP24	50	NSYTRACEP24	-	-
Partition plate,	Grey	50	NSYTRAPE24	50	NSYTRAPE24	-	-
width 2 mm	Blue	-	-	-	-	-	-
Plug-in jumper	2-pole	50	NSYTRAL22	50	NSYTRAL42	50	NSYTRAL22
Red	3-pole	50	NSYTRAL23	50	NSYTRAL43	50	NSYTRAL23
	4-pole	50	NSYTRAL24	50	NSYTRAL44	50	NSYTRAL24
	5-pole	50	NSYTRAL25	50	NSYTRAL45	50	NSYTRAL25
	10-pole	10	NSYTRAL210	10	NSYTRAL410	10	NSYTRAL210
	20-pole	10	NSYTRAL220	10	NSYTRAL420	10	NSYTRAL220
Vertical jumper	1-pole	50	NSYTRALV24	50	NSYTRALV24	-	-
Test plug	Metallic part, Ø 2.3 mm	10	NSYTRAATM1	10	NSYTRAATM1	10	NSYTRAATM1
	Insulating sleeve, red	10	NSYTRAATP1	10	NSYTRAATP1	10	NSYTRAATP1
Test adapter	For plug-in jumper shaft	10	NSYTRAFT	10	NSYTRAFT	10	NSYTRAFT
Terminal cover	Yellow	10	NSYTRACS2	10	NSYTRACS4	10	NSYTRACS2
Marker tag holder	For ●AB35 end stop	100	NSYTRASB4	100	NSYTRASB4	100	NSYTRASB4
DIN rail 35 x 7.2 mm	Perforated, 2 m long	20	NSYSDR200BD	20	NSYSDR200BD	20	NSYSDR200BD
Marking accessories		See page 74					
General data							
	Strip length: mm (in.)	9 (0.35)		9 (0.35)		9 (0.35)	
	Screw thread	M3		M3		M3	
	Torque: N•m (lb-in)	0.5 - 0.6 (4.43 - 5.31)		0.6 - 0.8 (5.31 - 7.08)		0.5 - 0.6 (4.43 - 5.31)	

Lineryg TR

Screw terminal blocks

Double deck grounding type

Double deck grounding type



		NSYTRV43PE	NSYTRV44PE		
Nominal c.s.a.: mm ²		4	4		
	Type of block	Grounding type - multi-pole	Grounding type - multi-pole		
	Type of connection	1 pole - 1 x 2	1 pole - 2 x 2		
	Color	Green/Yellow	Green/Yellow		
Max. electric values		-	-		
Approximate dimensions: mm (in.)					
	Length	57.8 (2.28)	65.4 (2.58)		
	Height	47.5 (1.87)	47.5 (1.87)		
	Width	6.2 (0.24)	6.2 (0.24)		
Cabling c.s.a.: mm ²		4	4		
	Flexible cable	0.14 - 6	0.14 - 6		
	Solid cable	0.14 - 6	0.14 - 6		
Nominal electric values					
	IEC/EN 60947-7-1	-	-		
	UL	26 - 12 AWG	26 - 12 AWG		
	CSA	26 - 12 AWG	26 - 12 AWG		
	ATEX	-	-		
Certifications		UL File E87739 CNN XCFR2, CSA File 256444 Class 6228-01, ATEX, IECEx, GL, LR, DNV, GOST	UL File E87739 CNN XCFR2, CSA File 256444 Class 6228-01, ATEX, IECEx, GL, LR, DNV, GOST		
Terminal blocks					
	Green/Yellow	Sold in lots of 50	Catalog number NSYTRV43PE	Sold in lots of 50	Catalog number NSYTRV44PE
Accessories					
End stop for 35 mm DIN rail	Clip-on, 5.2 mm	50	NSYTRAAB35	50	NSYTRAAB35
	With screw, 9.5 mm	50	NSYTRAABV35	50	NSYTRAABV35
End plate, width 2.2 mm	Grey	50	NSYTRAC23	50	NSYTRAC24
	Grey, partial plate	-	-	-	-
Partition plate, width 2 mm	Grey	50	NSYTRAP23	50	NSYTRAP24
	Blue	-	-	-	-
Plug-in jumper Red	2-pole	50	NSYTRAL42	50	NSYTRAL42
	3-pole	50	NSYTRAL43	50	NSYTRAL43
	4-pole	50	NSYTRAL44	50	NSYTRAL44
	5-pole	50	NSYTRAL45	50	NSYTRAL45
	10-pole	10	NSYTRAL410	10	NSYTRAL410
	20-pole	10	NSYTRAL420	10	NSYTRAL420
Test plug	Metallic part, Ø 2.3 mm	10	NSYTRAATM1	10	NSYTRAATM1
	Insulating sleeve, red	10	NSYTRAATP1	10	NSYTRAATP1
Test adapter	For plug-in jumper shaft	10	NSYTRAFT	10	NSYTRAFT
Terminal cover	Yellow	100	NSYTRACS4	100	NSYTRACS4
Marker tag holder	For ●AB35 end stop	20	NSYTRASB4	20	NSYTRASB4
DIN rail 35 x 7.2 mm	Perforated, 2 m long	20	NSYSDR200BD	20	NSYSDR200BD
Marking accessories		See page 74			
General data					
	Strip length: mm (in.)	9 (0.35)		9 (0.35)	
	Screw thread	M3		M3	
	Torque: N•m (lb-in)	0.6 - 0.8 (5.31 - 7.08)		0.6 - 0.8 (5.31 - 7.08)	

Lineryg TR

Screw terminal blocks

Double deck grounding type

Double deck grounding type







		NSYTRV24DPE	NSYTRV44DPE		
Nominal c.s.a.: mm ²		2.5	4		
	Type of block	Grounding type - Double deck	Grounding type - Double deck		
	Type of connection	1 pole - 2 x 2	1 pole - 2 x 2		
	Color	Green/Yellow	Green/Yellow		
Max. electric values		-	-		
Approximate dimensions: mm (in.)					
	Length	69.9 (2.75)	69.9 (2.75)		
	Height	65 (2.56)	65 (2.56)		
	Width	5.2 (0.21)	6.2 (0.24)		
Cabling c.s.a.: mm ²		2.5	4		
	Flexible cable	0.14 - 4	0.14 - 6		
	Solid cable	0.14 - 4	0.14 - 6		
Nominal electric values					
	IEC/EN 60947-7-1	-	-		
	UL	26 - 12 AWG	26 - 10 AWG		
	CSA	26 - 12 AWG	26 - 10 AWG		
	ATEX	-	-		
Certifications		UL File E87739 CNN XCFR2, CSA File 256444 Class 6228-01, ATEX, IECEx, GL, LR, DNV, GOST	UL File E87739 CNN XCFR2, CSA File 256444 Class 6228-01, ATEX, IECEx, GL, LR, DNV, GOST		
Terminal blocks					
	Green/Yellow	Sold in lots of 50	Catalog number NSYTRV24DPE	Sold in lots of 50	Catalog number NSYTRV44DPE
Accessories					
End stop	Clip-on, 5.2 mm	50	NSYTRAAB35	50	NSYTRAAB35
for 35 mm DIN rail	With screw, 9.5 mm	50	NSYTRAABV35	50	NSYTRAABV35
End plate,	Grey	50	NSYTRACE24	50	NSYTRACE24
width 2.2 mm	Grey, partial plate	50	NSYTRACEP24	50	NSYTRACEP24
Partition plate,	Grey	50	NSYTRAPE24	50	NSYTRAPE24
width 2 mm	Blue	-	-	-	-
Plug-in jumper	2-pole	50	NSYTRAL22	50	NSYTRAL42
Red	3-pole	50	NSYTRAL23	50	NSYTRAL43
	4-pole	50	NSYTRAL24	50	NSYTRAL44
	5-pole	50	NSYTRAL25	50	NSYTRAL45
	10-pole	10	NSYTRAL210	10	NSYTRAL410
	20-pole	10	NSYTRAL220	10	NSYTRAL420
Test plug	Metallic part, Ø 2.3 mm	10	NSYTRAATM1	10	NSYTRAATM1
	Insulating sleeve, red	10	NSYTRAATP1	10	NSYTRAATP1
Test adapter	For plug-in jumper shaft	10	NSYTRAFT	10	NSYTRAFT
Terminal cover	Yellow	100	NSYTRACS2	100	NSYTRACS4
Marker tag holder	For ●AB35 end stop	20	NSYTRASB4	20	NSYTRASB4
DIN rail 35 x 7.2 mm	Perforated, 2 m long	20	NSYSDR200BD	20	NSYSDR200BD
Marking accessories		See page 74			
General data					
	Strip length: mm (in.)	9 (0.35)		9 (0.35)	
	Screw thread	M3		M3	
	Torque: N•m (lb-in)	0.5 - 0.6 (4.43 - 5.31)		0.6 - 0.8 (5.31 - 7.08)	

Linergy TR

Screw terminal blocks

Blade isolator and component carrier

		Blade isolator		Component carrier			
							
		NSYTRV42SC	NSYTRV42SCD	NSYTRV42TB			
Nominal c.s.a.: mm ²		4	4	4			
	Type of block	Blade isolator	Blade isolator - Double deck	Component carrier			
	Type of connection	1 pole - 1 x 1	2 pole - 1 x 1	1 pole - 1 x 1			
	Color	Grey	Grey	Grey			
Max. electric values (U _{max} , I _{max})		500 V, 20 A	500 V, 38 A	400 V, 20 A			
Approximate dimensions: mm (in.)							
	Length	57.8 (2.28)	69.9 (2.75)	57.8 (2.28)			
	Height	49.1 (1.93)	65 (2.56)	47.5 (1.87)			
	Width	6.2 (0.24)	6.2 (0.24)	6.2 (0.24)			
Cabling c.s.a.: mm ²		4	4	4			
	Flexible cable	0.14 - 6	0.14 - 6	0.14 - 6			
	Solid cable	0.14 - 6	0.14 - 6	0.14 - 6			
Nominal electric values							
	IEC/EN 60947-7-1	500 V, 20 A	500 V, 30 A	500 V, 20 A			
	UL	600 V, 16 A, 26 - 10 AWG	300 V, 30 A, 26 - 10 AWG	600 V, 16 A, 26 - 10 AWG			
	CSA	600 V, 16 A, 26 - 10 AWG	300 V, 30 A, 26 - 10 AWG	600 V, 16 A, 26 - 10 AWG			
	ATEX 	-	-	-			
Certifications		UL File E87739 CNN XCFR2, CSA File 256444 Class 6228-01, GOST	UL File E87739 CNN XCFR2, CSA File 256444 Class 6228-01, GOST	UL File E87739 CNN XCFR2, CSA File 256444 Class 6228-01, GOST			
Terminal blocks							
		Sold in lots of	Catalog number	Sold in lots of	Catalog number	Sold in lots of	Catalog number
	Grey	50	NSYTRV42SC	50	NSYTRV42SCD	50	NSYTRV42TB
	Grey, with test points	50	NSYTRV42ST	-	-	-	-
	Orange, with test points	50	NSYTRV42STAR	-	-	-	-
Accessories							
End stop	Clip-on, 5.2 mm	50	NSYTRAAB35	50	NSYTRAAB35	50	NSYTRAAB35
for 35 mm DIN rail	With screw, 9.5 mm	50	NSYTRAABV35	50	NSYTRAABV35	50	NSYTRAABV35
End plate,	Grey	-	Included	50	NSYTRACE24	-	Included
width 2.2 mm	Grey, partial plate	-	-	50	NSYTRACEP24	-	-
Partition plate,	Grey	50	NSYTRAP23	50	NSYTRAPE24	50	NSYTRAP23
width 2 mm	Blue	-	-	-	-	-	-
Plug-in jumper	2-pole	50	NSYTRAL42	50	NSYTRAL42	50	NSYTRAL42
Red	3-pole	50	NSYTRAL43	50	NSYTRAL43	50	NSYTRAL43
	4-pole	50	NSYTRAL44	50	NSYTRAL44	50	NSYTRAL44
	5-pole	50	NSYTRAL45	50	NSYTRAL45	50	NSYTRAL45
	10-pole	10	NSYTRAL410	10	NSYTRAL410	10	NSYTRAL410
	20-pole	10	NSYTRAL420	10	NSYTRAL420	10	NSYTRAL420
Vertical jumper	1-pole	-	-	-	-	-	-
Removable carrier	For fuse 5 x 20 mm	-	-	-	-	10	NSYTRASF520
	For fuse 5 x 20 mm 110 - 250 V LED	-	-	-	-	10	NSYTRASF520M
	For fuse 5 x 20 mm 12 - 30 V LED	-	-	-	-	10	NSYTRASF520B
	For component	-	-	-	-	10	NSYTRASV1
	With 1N4007 diode	-	-	-	-	10	NSYTRASV2
Test plug	Metallic part, Ø 2.3 mm	10	NSYTRAATM1	10	NSYTRAATM1	10	NSYTRAATM1
	Insulating sleeve, red	10	NSYTRAATP1	10	NSYTRAATP1	10	NSYTRAATP1
Test adapter	For plug-in jumper shaft	10	NSYTRAFT	10	NSYTRAFT	10	NSYTRAFT
Terminal cover	Yellow	10	NSYTRACS4	10	NSYTRACS4	10	NSYTRACS4
Marker tag holder	For ●AB35 end stop	100	NSYTRASB4	100	NSYTRASB4	100	NSYTRASB4
DIN rail 35 x 7.2 mm	Perforated, 2 m long	20	NSYSDR200BD	20	NSYSDR200BD	20	NSYSDR200BD
Marking accessories		See page 74					
General data							
	Strip length: mm (in.)	9 (0.35)	9 (0.35)	9 (0.35)			
	Screw thread	M3	M3	M3			
	Torque: N•m (lb-in)	0.6 - 0.8 (5.31 - 7.08)	0.6 - 0.8 (5.31 - 7.08)	0.6 - 0.8 (5.31 - 7.08)			


Fused terminal block



	NSYTRV162SF	NSYTRV42SF5	NSYTRV42SF6				
Nominal c.s.a.: mm ²	16	4	16				
Type of block	Fused carrier	Lever-type fuse	Lever-type fuse				
Type of connection	1 pole - 1 x 1	1 pole - 1 x 1	1 pole - 1 x 1				
Type of fuse	G-fuse cartridge 5 x 20 mm	G-fuse cartridge 5 x 20 mm	G-fuse cartridge 6.3 x 32 mm				
Color	Black	Black	Black				
Max. electric values (U _{max} , I _{max})	500 V, 10 A	500 V, 6.3 A	500 V, 10 A				
Approximate dimensions: mm (in.)							
Length	62 (2.44)	72.5 (2.85)	79 (3.11)				
Height	57.2 (2.25)	56.5 (2.22)	60.5 (2.38)				
Width	12 (0.47)	8.2 (0.32)	10.2 (0.40)				
Cabling c.s.a.: in.: mm ²	16	4	16				
Flexible cable	0.5 - 16	0.2 - 4	0.5 - 16				
Solid cable	0.5 - 16	0.2 - 4	0.5 - 16				
Nominal electric values							
IEC/EN 60947-7-1	500 V, 10 A	500 V, 6.3 A	500 V, 10 A				
UL	300 V, 20 A, 24 - 6 AWG	600 V, 12 A, 26 - 10 AWG	600 V, 10 A, 26 - 8 AWG				
CSA	300 V, 20 A, 24 - 6 AWG	600 V, 12 A, 26 - 10 AWG	600 V, 10 A, 26 - 8 AWG				
ATEX	-	-	-				
Certifications	UL File E87739 CNN XCFR2, CSA File 256444 Class 6228-01, LR, DNV, GOST	UL File E87739 CNN XCFR2, CSA File 256444 Class 6228-01, GOST	UL File E87739 CNN XCFR2, CSA File 256444 Class 6228-01, GOST				
Terminal blocks							
	Sold in lots of	Catalog number	Sold in lots of	Catalog number	Sold in lots of	Catalog number	
Black	50	NSYTRV162SF	50	NSYTRV42SF5	50	NSYTRV42SF6	
Black, with light indicator, 12-30 V AC/DC (1)	-	-	50	NSYTRV42SF5LD	50	NSYTRV42SF6LD	
Black, with light indicator, 110-250 V AC/DC (1)	-	-	50	NSYTRV42SF5LA	50	NSYTRV42SF6LA	
Accessories							
End stop	Clip-on. 5.2 mm	50	NSYTRAAB35	50	NSYTRAAB35	50	NSYTRAAB35
for 35 mm DIN rail	With screw. 9.5 mm	50	NSYTRAABV35	50	NSYTRAABV35	50	NSYTRAABV35
End plate, width 2.2 mm	Grey	-	Included	-	Included	-	Included
	Grey. partial plate	-	-	-	-	-	-
Vertical jumper	1-pole	-	-	-	-	-	-
Screw jumper	2-pole	10	NSYTRALF1610	-	-	-	-
Test plug	Metallic part, Ø 2.3 mm	10	NSYTRAATM1	10	NSYTRAATM1	10	NSYTRAATM1
	Insulating sleeve, red	10	NSYTRAATP1	10	NSYTRAATP1	10	NSYTRAATP1
Test adapter	For plug-in jumper shaft	-	-	-	-	-	-
Terminal cover	Yellow	-	-	-	-	-	-
Marker tag holder	For ●AB35 end stop	100	NSYTRASB4	100	NSYTRASB4	100	NSYTRASB4
DIN rail 35 x 7.2 mm	Perforated, 2 m long	20	NSYS DR200BD	20	NSYS DR200BD	20	NSYS DR200BD
Marking accessories	See page 74						
General data							
Strip length: mm (in.)	11 (0.43)	8 (0.32)	9 (0.35)				
Screw thread	M4	M3	M3				
Torque: N•m (lb-in)	1.5 - 1.8 (13.28 - 15.93)	0.5 - 0.8 (4.43 - 7.08)	0.6 - 0.8 (5.31 - 7.08)				

(1) When voltage is applied within the minimum and maximum limits, the LED will illuminate.

Measuring terminals



	NSYTRV62TTD	NSYTRV62TT
Nominal c.s.a.: mm ²	6	6
Type of block	Blade isolator	Passthrough
Type of connection	1 pole - 1 x 1	1 pole - 1 x 1
Color	Grey	Grey
Max. electric values (U _{max} , I _{max})	500 V, 30 A	500 V, 30 A
Approximate dimensions: mm (in.)		
Length	100.8 (3.97)	100.8 (3.97)
Height	49.6 (1.95)	49.6 (1.95)
Width	8.2 (0.32)	8.2 (0.32)
Cabling c.s.a.: mm ²	6	6
Flexible cable	0.2 - 10	0.2 - 10
Solid cable	0.2 - 10	0.2 - 10
Nominal electric values		
IEC/EN 60947-7-1	500 V, 30 A	500 V, 30 A
UL	600 V, 30 A, 24 - 8 AWG	600 V, 30 A, 24 - 8 AWG
CSA	600 V, 30 A, 24 - 8 AWG	600 V, 30 A, 24 - 8 AWG
ATEX Ⓢ	-	-
Certifications	UL File E87739 CNN XCFR2, CSA File 256444 Class 6228-01, GOST	UL File E87739 CNN XCFR2, CSA File 256444 Class 6228-01, GOST

Terminal blocks

	Sold in lots of	Catalog number	Sold in lots of	Catalog number
Grey	50	NSYTRV62TTD	50	NSYTRV62TT
Green/Yellow	-	-	-	-


Accessories

End stop for 35 mm DIN rail	Clip-on, 5.2 mm	50	NSYTRAAB35	50	NSYTRAAB35
	With screw, 9.5 mm	50	NSYTRAABV35	50	NSYTRAABV35
End plate, width 2.2 mm	Grey	50	NSYTRACT22	50	NSYTRACT22
	Blue	-	-	-	-
Switching jumper, pluggable	2 points	10	NSYTRASJ2	10	NSYTRASJ2
	3 points	10	NSYTRASJ3	10	NSYTRASJ3
	4 points	10	NSYTRASJ4	10	NSYTRASJ4
Plug-in jumper Red	2-pole	10	NSYTRAL62	10	NSYTRAL62
	3-pole	10	NSYTRAL63	10	NSYTRAL63
	4-pole	-	-	-	-
	5-pole	-	-	-	-
	10-pole	10	NSYTRAL610	10	NSYTRAL610
Switching lock	Pluggable	10	NSYTRASJ6	10	NSYTRASJ6
Test plug	Metallic part, Ø 2.3 mm	10	NSYTRAATM1	10	NSYTRAATM1
	Insulating sleeve, red	10	NSYTRAATP1	10	NSYTRAATP1
Test plug adapter For plug-in jumper shaft	Grey	10	NSYTRAFT	10	NSYTRAFT
	Orange	10	NSYTRAFTAR	10	NSYTRAFTAR
	Yellow	10	NSYTRAFTYE	10	NSYTRAFTYE
	Green	10	NSYTRAFTGN	10	NSYTRAFTGN
Marker tag holder	For ●AB35 end stop	100	NSYTRASB4	100	NSYTRASB4
DIN rail 35 x 7.2 mm	Perforated, 2 m long	20	NSYSDR200BD	20	NSYSDR200BD
Marking accessories	See page 74				

General data

Strip length: mm (in.)	10 (0.39)	10 (0.39)
Screw thread	M4	M4
Torque: N•m (lb-in)	1.5 - 1.8 (13.28 - 15.93)	1.5 - 1.8 (13.28 - 15.93)

Measuring terminals



Only two **NSYTRV62TTD** measuring transducer terminal blocks are required for a current transformer measuring circuit. This means that less space is required compared to a circuit design using slide-type terminal blocks.

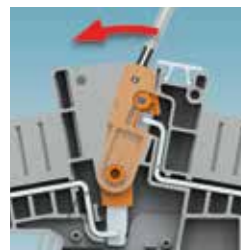
		NSYTRV62TTPE
Nominal c.s.a.: mm ²		6
	Type of block	Grounding type
	Type of connection	1 pole - 1 x 1
	Color	Green/Yellow
Max. electric values (U _{max} , I _{max})		-
Approximate dimensions: mm (in.)		
	Length	100.8 (3.97)
	Height	49.6 (1.95)
	Width	8.2 (0.32)
Cabling c.s.a.: mm ²		6
	Flexible cable	0.2 - 10
	Solid cable	0.2 - 10
Nominal electric values		
	IEC/EN 60947-7-1	-
	UL	24 - 8 AWG
	CSA	24 - 8 AWG
	ATEX	-
Certifications		UL File E87739 CNN XCFR2, CSA File 256444 Class 6228-01, GOST

Terminal blocks		
	Sold in lots of	Catalog number
Grey	-	-
Green/Yellow	50	NSYTRV62TTPE

Accessories			
End stop for 35 mm DIN rail	Clip-on, 5.2 mm	50	NSYTRAAB35
	With screw, 9.5 mm	50	NSYTRAABV35
End plate, width 2.2 mm	Grey	50	NSYTRACT22
	Blue	-	-
Switching jumper, pluggable	2 points	-	-
	3 points	-	-
	4 points	-	-
Plug-in jumper Red	2-pole	10	NSYTRAL62
	3-pole	10	NSYTRAL63
	4-pole	-	-
	5-pole	-	-
	10-pole	10	NSYTRAL610
Switching lock	Pluggable	-	-
Test plug	Metallic part, Ø 2.3 mm	10	NSYTRAATM1
	Insulating sleeve, red	10	NSYTRAATP1
Test plug adapter For plug-in jumper shaft	Grey	10	NSYTRAFT
	Orange	10	NSYTRAFTAR
	Yellow	10	NSYTRAFTYE
	Green	10	NSYTRAFTGN
Marker tag holder	For ●AB35 end stop	100	NSYTRASB4
DIN rail 35 x 7.2 mm	Perforated, 2 m long	20	NSYSDR200BD
Marking accessories		See page 74	
General data			
	Strip length: mm (in.)	10 (0.39)	
	Screw thread	M4	
	Torque: N•m (lb-in)	1.5 - 1.8 (13.28 - 15.93)	



The new **NSYTRV62TT** measuring transducer terminal blocks with screw connection technology are characterised by easy operation and clarity. All switching statuses are instantly clearly visible. Due to the extensive range of flexible accessories, costs and time are saved when executing transducer test circuit tasks.



The longitudinal isolating switch contacts snap into their respective switching state. Imprinted switching symbols provide clarity. The optional switching lock snaps in and helps prevent accidental switching. For simultaneous actuation, two switches can be connected to each other using a connection jumper.



Plug-in switching jumpers can be used to short circuit the current transformer in a particularly convenient and user-friendly way. The switching jumpers can be positioned on either side of the bridge shaft and securely latched in place.

Miniature passthrough



		NSYTRV22M	NSYTRV42M		
Nominal c.s.a.: mm ²		2.5	4		
	Type of block	Passthrough	Passthrough		
	Type of connection	1 pole - 1 x 1	1 pole - 1 x 1		
	Color	Grey	Grey		
Max. electric values (U _{max} , I _{max})		500 V, 24 A	500 V, 32 A		
Approximate dimensions: mm (in.)					
	Length	30 (1.18)	30 (1.18)		
	Height	34 (1.34)	34 (1.34)		
	Width	5.2 (0.21)	6.2 (0.24)		
Mounting on		NS15 DIN rail	NS15 DIN rail		
Cabling c.s.a.: mm ²		2.5	4		
	Flexible cable	0.2 - 2.5	0.2 - 4		
	Solid cable	0.2 - 4	0.2 - 6		
Nominal electric values					
	IEC/EN 60947-7-1	500 V, 24 A	500 V, 32 A		
	UL	600 V, 20 A, 24 - 12 AWG	600 V, 30 A, 24 - 10 AWG		
	CSA	600 V, 20 A, 24 - 12 AWG	600 V, 30 A, 24 - 10 AWG		
	ATEX Ⓜ	500 V, 20 A	500 V, 30 A		
Certifications		UL and CSA Pending, VDE, ATEX, IECEx, GOST	UL and CSA Pending, VDE, ATEX, IECEx, GOST		
Terminal blocks					
		Sold in lots of	Catalog number	Sold in lots of	Catalog number
	Grey	50	NSYTRV22M	50	NSYTRV42M
	Blue	50	NSYTRV22MBL	50	NSYTRV42MBL
Accessories					
End stop for 15 mm DIN rail	Clip-on, 5.2 mm	50	NSYTRAAB15	50	NSYTRAAB15
End plate	Grey	50	NSYTRACM22	50	NSYTRACM22
Partition plate	Grey	50	NSYTRAPM22	50	NSYTRAPM22
Plug-in jumper Red	2-pole	50	NSYTRAL22	50	NSYTRAL42
	3-pole	50	NSYTRAL23	50	NSYTRAL43
	4-pole	50	NSYTRAL24	50	NSYTRAL44
	5-pole	50	NSYTRAL25	50	NSYTRAL45
	10-pole	10	NSYTRAL210	10	NSYTRAL410
	20-pole	10	NSYTRAL220	10	NSYTRAL420
Blue	10-pole	10	NSYTRAL210BL	10	NSYTRAL410BL
Grey	10-pole	10	NSYTRAL210GR	10	NSYTRAL410GR
Marker tag holder	For ●AB15 end stop	100	NSYTRASB4	100	NSYTRASB4
DIN rail 15 x 5mm	Perforated, 2m long	10	NSYTRADR155	10	NSYTRADR155
Marking accessories		See page 74			
General data					
	Strip length: mm (in.)	9 (0.35)		8 (0.31)	
	Screw thread	M3		M3	
	Torque: N•m (lb-in)	0.5 - 0.6 (4.43 - 5.31)		0.6 - 0.8 (5.31 - 7.08)	

Miniature grounding type



		NSYTRV22MPE	NSYTRV42MPE		
Nominal c.s.a.: mm ²		2.5	4		
	Type of block	Grounding type	Grounding type		
	Type of connection	1 pole - 1 x 1	1 pole - 1 x 1		
	Color	Green/Yellow	Green/Yellow		
Max. electric values (U _{max} , I _{max})		-	-		
Approximate dimensions: mm (in.)					
	Length	30 (1.18)	30 (1.18)		
	Height	34 (1.34)	34 (1.34)		
	Width	5.2 (0.21)	6.2 (0.24)		
Mounting on		NS15 DIN rail	NS15 DIN rail		
Cabling c.s.a.: mm ²		2.5	4		
	Flexible cable	0.2 - 2.5	0.2 - 4		
	Solid cable	0.2 - 4	0.2 - 6		
Nominal electric values					
	IEC/EN 60947-7-1	-	-		
	UL	24 - 12 AWG	24 - 10 AWG		
	CSA	24 - 12 AWG	24 - 10 AWG		
	ATEX	-	-		
Certifications		UL and CSA Pending, VDE, ATEX, IECEx, GOST	UL and CSA Pending, VDE, ATEX, IECEx, GOST		
Terminal blocks					
		Sold in lots of	Catalog number	Sold in lots of	Catalog number
	Grey	50	NSYTRV22MPE	50	NSYTRV42MPE
	Blue	-	-	-	-
Accessories					
End stop for 15 mm DIN rail	Clip-on, 5.2 mm	50	NSYTRAAB15	50	NSYTRAAB15
End plate	Grey	50	NSYTRACM22	50	NSYTRACM22
Partition plate	Grey	50	NSYTRAPM22	50	NSYTRAPM22
Plug-in jumper Red	2-pole	-	-	-	-
	3-pole	-	-	-	-
	4-pole	-	-	-	-
	5-pole	-	-	-	-
	10-pole	-	-	-	-
	20-pole	-	-	-	-
Blue	10-pole	-	-	-	-
Grey	10-pole	-	-	-	-
Marker tag holder	For ●AB15 end stop	100	NSYTRASB4	100	NSYTRASB4
DIN rail 15 x 5mm	Perforated, 2m long	10	NSYTRADR155	10	NSYTRADR155
Marking accessories		See page 74			
General data					
	Strip length: mm (in.)	9 (0.35)		8 (0.31)	
	Screw thread	M3		M3	
	Torque: N•m (lb-in)	0.5 - 0.6 (4.43 - 5.31)		0.6 - 0.8 (5.31 - 7.08)	

**Available
June 2013**

	Selection guide	38
--	------------------------	-----------



	Passthrough	42
--	--------------------	-----------



	Grounding type	46
--	-----------------------	-----------










	Double deck	50
--	--------------------	-----------



	Blade isolator and component carrier	52
--	---	-----------










	Miniature	54
--	------------------	-----------







		Passthrough			
					
Nominal c.s.a.: mm ²		2.5	4	6	10 and 16
Number of poles	1 - 1 x 1	NSYTRR22	NSYTRR42	NSYTRR62	NSYTRR102 NSYTRR162
	1 - 1 x 2	NSYTRR23	NSYTRR43	NSYTRR63	-
	1 - 2 x 2	NSYTRR24	NSYTRR44	-	-
	1 - 2 x 4	-	-	-	-
	1 - 3 x 3	-	-	-	-
	2 - 1 x 1	-	-	-	-
	2 - 1 x 2	-	-	-	-
	3 - 1 x 1	-	-	-	-
Colors	Grey	NSYTRR22 NSYTRR23 NSYTRR24	NSYTRR42 NSYTRR43 NSYTRR44	NSYTRR62 NSYTRR63	NSYTRR102 NSYTRR162
	Blue	NSYTRR22BL NSYTRR23BL NSYTRR24BL	NSYTRR42BL NSYTRR43BL NSYTRR44BL	NSYTRR62BL	NSYTRR102BL NSYTRR162BL
	Green/yellow (grounding block)	-	-	-	-
	Orange	NSYTRR22AR NSYTRR23AR NSYTRR24AR	NSYTRR42AR - -	-	-
	Black	-	-	-	-
	With flange	-	-	-	-
Mounting on	35 mm 	■	■	■	■
	35 mm 	■	■	■	■
	15 mm 	-	-	-	-
See pages		42	43	42/43	44



Vertical jumper

The **NSYTRALV24R** vertical jumper offers the option of connecting both levels of the standard double-level **NSYTRR24D** and **NSYTRR44D** terminal blocks.







		Grounding type			
					
Nominal c.s.a.: mm ²		2.5	4	6	10 and 16
Number of poles	1 - 1 x 1	NSYTRR22PE	NSYTRR42PE	NSYTRR62PE	NSYTRR102PE NSYTRR162PE
	1 - 1 x 2	NSYTRR23PE	NSYTRR43PE	-	-
	1 - 2 x 2	NSYTRR24PE	NSYTRR44PE	-	-
	1 - 2 x 4	-	-	-	-
	1 - 3 x 3	-	-	-	-
	2 - 1 x 1	-	-	-	-
	2 - 1 x 2	-	-	-	-
	3 - 1 x 1	-	-	-	-
Colors	Grey	-	-	-	-
	Blue	-	-	-	-
	Green/yellow (grounding block)	■	■	■	■
	Orange	-	-	-	-
	Black	-	-	-	-
	With flange	-	-	-	-
Mounting on	35 mm 	■	■	■	■
	35 mm 	■	■	■	■
	15 mm 	-	-	-	-
See pages	46	47	48	48	

		Double deck	Blade isolator	Component type
		Passthrough	Blade isolator	Removable carrier
				
Nominal c.s.a.: mm²		2.5 and 4	2.5	2.5
Number of poles	1 - 1 x 1	-	NSYTRR22SC	NSYTRR22TB
	1 - 1 x 2	-	NSYTRR23SC	NSYTRR23TB
	1 - 2 x 2	-	-	-
	1 - 2 x 4	-	-	-
	1 - 3 x 3	-	-	-
	2 - 1 x 1	NSYTRR24D NSYTRR44D	NSYTRR24SCD	-
	2 - 1 x 2	-	-	-
	3 - 1 x 1	NSYTRR26T	-	-
Colors	Grey	NSYTRR24D NSYTRR44D NSYTRR26T	NSYTRR22SC NSYTRR23SC NSYTRR24SCD	NSYTRR22TB NSYTRR23TB
	Blue	NSYTRR24DBL NSYTRR44DBL NSYTRR26TBL	-	-
	Green/yellow (grounding block)	NSYTRR24DPE NSYTRR44DPE	-	-
	Orange	-	NSYTRR22SCAR NSYTRR23SCAR	-
	Black	-	-	-
	With flange	-	-	-
	Mounting on	35 mm 	x	■
	35 mm 	x	■	■
	15 mm 	-	-	-
See pages		50	52	53



Miniature terminal blocks with maximum usage

Due to their space-saving design, mini spring-cage terminal blocks are ideal for wiring in extremely restricted spaces. The generous connection space enables fast wiring of both stranded and solid conductors. They can be mounted on NS 15 DIN rail or directly mounted using screw flange or engagement pins.

		Miniature		
		DIN rail mounting	Direct mounting	Pin mounting
				
	Nominal c.s.a.: mm ²	2.5	2.5	2.5
Number of poles	1 - 1 x 1	NSYT ^{TR} R22M	NSYT ^{TR} R22MF	NSYT ^{TR} R22MP
	1 - 1 x 2			-
	1 - 2 x 2	NSYT ^{TR} R24M	NSYT ^{TR} R24MF	NSYT ^{TR} R22MP
	1 - 2 x 4			
	1 - 3 x 3			
	2 - 1 x 1			
	2 - 1 x 2			
Colors	3 - 1 x 1	-	-	
	Grey	NSYT ^{TR} R22M NSYT ^{TR} R24M	NSYT ^{TR} R22MF NSYT ^{TR} R24MF	NSYT ^{TR} R22MP NSYT ^{TR} R22MP
	Blue	NSYT ^{TR} R22MBL NSYT ^{TR} R24MBL	NSYT ^{TR} R22MFBL NSYT ^{TR} R24MFBL	NSYT ^{TR} R22MPBL NSYT ^{TR} R22MPBL
	Green/yellow (grounding block)	NSYT ^{TR} R22MPE	-	-
	Orange	-	-	-
	Black	-	-	-
	With flange	-	NSYT ^{TR} R22MFF NSYT ^{TR} R24MFF	-
Mounting on	35 mm 	-		
	35 mm 	-		
	15 mm 	■		
See pages	54	55	55	

Passthrough



	NSYTRR22	NSYTRR23	NSYTRR24				
Nominal c.s.a.: mm ²	2.5	2.5	2.5				
Type of block	Passthrough	Passthrough	Passthrough				
Type of connection	1 pole - 1 x 1	1 pole - 1 x 2	1 pole - 2 x 2				
Color	Grey	Grey	Grey				
Max. electric values (U _{max} , I _{max})	800 V, 31 A	800 V, 28 A	800 V, 28 A				
Approximate dimensions: mm (in.)							
Length	48.5 (1.91)	60.5 (2.38)	72 (2.84)				
Height	36.5 (1.44)	36.5 (1.44)	36.5 (1.44)				
Width	5.2 (0.21)	5.2 (0.21)	5.2 (0.21)				
Cabling c.s.a.: mm ²	2.5	2.5	2.5				
Flexible cable	0.08 - 2.5	0.08 - 2.5	0.08 - 2.5				
Solid cable	0.08 - 4	0.08 - 4	0.08 - 4				
Nominal electric values							
IEC/EN 60947-7-1	800 V, 24 A	800 V, 24 A	800 V, 24 A				
UL	600 V, 20 A, 28 - 12 AWG	600 V, 20 A, 28 - 12 AWG	600 V, 20 A, 28 - 12 AWG				
CSA	600 V, 20 A, 28 - 12 AWG	600 V, 20 A, 28 - 12 AWG	600 V, 20 A, 28 - 12 AWG				
ATEX	550 V, 21 A	550 V, 21 A	550 V, 21 A				
Certifications	UL File E87739 CNN XCFR2, CSA File 256444 Class 6228-01, VDE, ATEX, IECEx, GL, LR, DNV, GOST	UL File E87739 CNN XCFR2, CSA File 256444 Class 6228-01, VDE, ATEX, IECEx, GL, LR, DNV, GOST	UL File E87739 CNN XCFR2, CSA File 256444 Class 6228-01, VDE, ATEX, IECEx, GL, LR, DNV, GOST				
Terminal blocks							
	Sold in lots of	Catalog number	Sold in lots of	Catalog number	Sold in lots of	Catalog number	
Grey	50	NSYTRR22	50	NSYTRR23	50	NSYTRR24	
Blue	50	NSYTRR22BL	50	NSYTRR23BL	50	NSYTRR24BL	
Orange	50	NSYTRR22AR	50	NSYTRR23AR	50	NSYTRR24AR	
Accessories							
End stop	Clip-on, 5.2 mm	50	NSYTRAB35	50	NSYTRAB35	50	NSYTRAB35
for 35 mm DIN rail	With screw, 9.5 mm	50	NSYTRABV35	50	NSYTRABV35	50	NSYTRABV35
End plate,	Grey	50	NSYTRACR22	50	NSYTRACR23	50	NSYTRACR24
width 2.2 mm	Blue	50	NSYTRACR22BL	50	NSYTRACR23BL	50	NSYTRACR24BL
Partition plate,	Grey	50	NSYTRAPR42	50	NSYTRAPR23	50	NSYTRAPR24
width 2 mm	Blue	-	-	-	-	-	-
Plug-in jumper	2-pole	50	NSYTRAL22	50	NSYTRAL22	50	NSYTRAL22
Red	3-pole	50	NSYTRAL23	50	NSYTRAL23	50	NSYTRAL23
	4-pole	50	NSYTRAL24	50	NSYTRAL24	50	NSYTRAL24
	5-pole	50	NSYTRAL25	50	NSYTRAL25	50	NSYTRAL25
	10-pole	10	NSYTRAL210	10	NSYTRAL210	10	NSYTRAL210
	20-pole	10	NSYTRAL220	10	NSYTRAL220	10	NSYTRAL220
Blue	10-pole	10	NSYTRAL210BL	10	NSYTRAL210BL	10	NSYTRAL210BL
Grey	10-pole	10	NSYTRAL210GR	10	NSYTRAL210GR	10	NSYTRAL210GR
Reduction jumper,	Screw to screw terminal	-	-	-	-	-	-
down to 2.5/4 mm ²	Spring to spring terminal	-	-	-	-	-	-
Test plug	Metallic part, Ø 2.3 mm	10	NSYTRAATM1	10	NSYTRAATM1	10	NSYTRAATM1
	Insulating sleeve, red	10	NSYTRAATP1	10	NSYTRAATP1	10	NSYTRAATP1
Test adapter	For plug-in jumper shaft	10	NSYTRAF1	10	NSYTRAF1	10	NSYTRAF1
Terminal cover	Yellow	10	NSYTRACSR2	10	NSYTRACSR2	10	NSYTRACSR2
Marker tag holder	For ●AB35 end stop	100	NSYTRASB4	100	NSYTRASB4	100	NSYTRASB4
DIN rail 35 x 7.2 mm	Perforated, 2 m long	20	NSYSDR200BD	20	NSYSDR200BD	20	NSYSDR200BD
Marking accessories	See page 74						
General data							
Strip length: mm (in.)	10 (0.39)		10 (0.39)		10 (0.39)		

Passthrough



	NSYTRR42	NSYTRR43	NSYTRR44	NSYTRR62					
Nominal c.s.a.: mm ²	4	4	4	6					
Type of block	Passthrough	Passthrough	Passthrough	Passthrough					
Type of connection	1 pole - 1 x 1	1 pole - 1 x 2	1 pole - 2 x 2	1 pole - 1 x 1					
Color	Grey	Grey	Grey	Grey					
Max. electric values (U _{max} , I _{max})	800 V, 40 A	800 V, 40 A	800 V, 40 A	1000 V, 52 A					
Approximate dimensions: mm (in.)									
Length	56 (2.21)	71.5 (2.82)	87 (3.43)	69.5 (2.74)					
Height	36.5 (1.44)	36.5 (1.44)	36.5 (1.44)	43.5 (1.71)					
Width	6.2 (0.24)	6.2 (0.24)	6.2 (0.24)	8.2 (0.32)					
Cabling c.s.a.: mm ²	4	4	4	6					
Flexible cable	0.08 - 4	0.08 - 4	0.08 - 4	0.5 - 6					
Solid cable	0.08 - 6	0.08 - 6	0.08 - 6	0.2 - 10					
Nominal electric values									
IEC/EN 60947-7-1	800 V, 32 A	800 V, 32 A	800 V, 32 A	800 V, 41 A					
UL	600 V, 30 A, 28 -10 AWG	600 V, 30 A, 28 -10 AWG	600 V, 30 A, 28 -10 AWG	600 V, 50 A, 24 - 8 AWG					
CSA	600 V, 30 A, 28 -10 AWG	600 V, 30 A, 28 -10 AWG	600 V, 30 A, 28 -10 AWG	600 V, 50 A, 24 - 8 AWG					
ATEX	550 V, 30 A	550 V, 30 A	550 V, 30 A	550 V, 36 A					
Certifications	UL File E87739 CNN XCFR2, CSA File 256444 Class 6228-01, VDE, ATEX, IECEx, GL, LR; DNV, GOST	UL File E87739 CNN XCFR2, CSA File 256444 Class 6228-01, VDE, ATEX, IECEx, GL, LR, DNV, GOST	UL File E87739 CNN XCFR2, CSA File 256444 Class 6228-01, VDE, ATEX, IECEx, GL, LR, DNV, GOST	UL File E87739 CNN XCFR2, CSA File 256444 Class 6228-01, VDE, ATEX, IECEx, GL, LR, DNV, GOST					
Terminal blocks									
	Sold in lots of	Catalog number	Sold in lots of	Catalog number	Sold in lots of	Catalog number	Sold in lots of	Catalog number	
Grey	50	NSYTRR42	50	NSYTRR43	50	NSYTRR44	50	NSYTRR62	
Blue	50	NSYTRR42BL	50	NSYTRR43BL	50	NSYTRR44BL	50	NSYTRR62BL	
Orange	50	NSYTRR42AR	50	-	50	-	-	-	
Accessories									
End stop	Clip-on, 5.2 mm	50	NSYTRAB35	50	NSYTRAB35	50	NSYTRAB35	50	NSYTRAB35
for 35 mm DIN rail	With screw, 9.5 mm	50	NSYTRABV35	50	NSYTRABV35	50	NSYTRABV35	50	NSYTRABV35
End plate,	Grey	50	NSYTRACR42	50	NSYTRACR43	50	NSYTRACR44	50	NSYTRACR62
width 2.2 mm	Blue	-	-	-	-	-	-	-	-
Partition plate,	Grey	50	NSYTRAPR42	-	-	-	-	-	-
width 2 mm	Blue	-	-	-	-	-	-	-	-
Plug-in jumper	2-pole	50	NSYTRAL42	50	NSYTRAL42	50	NSYTRAL42	10	NSYTRAL62
Red	3-pole	50	NSYTRAL43	50	NSYTRAL43	50	NSYTRAL43	10	NSYTRAL63
	4-pole	50	NSYTRAL44	50	NSYTRAL44	50	NSYTRAL44	-	-
	5-pole	50	NSYTRAL45	50	NSYTRAL45	50	NSYTRAL45	-	-
	10-pole	10	NSYTRAL410	10	NSYTRAL410	10	NSYTRAL410	10	NSYTRAL610
	20-pole	10	NSYTRAL420	10	NSYTRAL420	10	NSYTRAL420	-	-
Blue	10-pole	10	NSYTRAL410BL	10	NSYTRAL410BL	10	NSYTRAL410BL	10	NSYTRAL610BL
Grey	10-pole	10	NSYTRAL410GR	10	NSYTRAL410GR	10	NSYTRAL410GR	10	NSYTRAL610GR
Reduction jumper,	Screw to screw terminal	-	-	-	-	-	-	-	-
down to 2.5/4 mm ²	Spring to spring terminal	-	-	-	-	-	-	10	NSYTRALR62
Test plug	Metallic part, Ø 2.3 mm	10	NSYTRAATM1	10	NSYTRAATM1	10	NSYTRAATM1	10	NSYTRAATM1
	Insulating sleeve, red	10	NSYTRAATP1	10	NSYTRAATP1	10	NSYTRAATP1	10	NSYTRAATP1
Test adapter	For plug-in jumper shaft	10	NSYTRAFT	10	NSYTRAFT	10	NSYTRAFT	10	NSYTRAFT
Terminal cover	Yellow	10	NSYTRACSR4	10	NSYTRACSR4	10	NSYTRACSR4	10	NSYTRACSR6
Marker tag holder	For ●AB35 end stop	100	NSYTRASB4	100	NSYTRASB4	100	NSYTRASB4	100	NSYTRASB4
DIN rail 35 x 7.2 mm	Perforated, 2 m long	20	NSYSDR200BD	20	NSYSDR200BD	20	NSYSDR200BD	20	NSYSDR200BD
Marking accessories		See page 74							
General data									
Strip length: mm (in.)		10 (0.39)	10 (0.39)	10 (0.39)	10 (0.39)	10 (0.39)	10 (0.39)	12 (0.47)	



Passthrough



	NSYTRR63	NSYTRR102	NSYTRR162				
Nominal c.s.a.: mm ²	6	10	16				
Type of block	Passthrough	Passthrough	Passthrough				
Type of connection	1 pole - 1 x 2	1 pole - 1 x 1	1 pole - 1 x 1				
Color	Grey	Grey	Grey				
Max. electric values (U _{max} , I _{max})	1000 V, 52 A	1000 V, 65 A	1000 V, 90 A				
Approximate dimensions: mm (in.)							
Length	90.5 (3.56)	71.5 (2.82)	80 (3.15)				
Height	43.5 (1.71)	50.5 (1.99)	51 (2.01)				
Width	8.2 (0.32)	10.2 (0.40)	12.2 (0.48)				
Cabling c.s.a.: mm ²	6	10	16				
Flexible cable	0.5 - 6	0.2 - 10	0.2 - 16				
Solid cable	0.2 - 10	0.2 - 16	0.2 - 25				
Nominal electric values							
IEC/EN 60947-7-1	800 V, 41 A	800 V, 57 A	800 V, 76 A				
UL	600 V, 50 A, 24 - 8 AWG	600 V, 65 A, 16 - 6 AWG	600 V, 85 A, 16 - 4 AWG				
CSA	600 V, 50 A, 24 - 8 AWG	600 V, 65 A, 16 - 6 AWG	600 V, 85 A, 16 - 4 AWG				
ATEX	550 V, 30 A	550 V, 50 A	550 V, 65 A				
Certifications	UL File E87739 CNN XCFR2, CSA File 256444 Class 6228-01, VDE, ATEX, IECEx, GL, LR, DNV, GOST	UL File E87739 CNN XCFR2, CSA File 256444 Class 6228-01, VDE, ATEX, IECEx, GL, LR, DNV, GOST	UL File E87739 CNN XCFR2, CSA File 256444 Class 6228-01, VDE, ATEX, IECEx, GL, LR, DNV, GOST				
Terminal blocks							
	Sold in lots of	Catalog number	Sold in lots of	Catalog number	Sold in lots of	Catalog number	
Grey	50	NSYTRR63	50	NSYTRR102	50	NSYTRR162	
Blue	-	-	50	NSYTRR102BL	50	NSYTRR162BL	
Orange	-	-	-	-	-	-	
Accessories							
End stop	Clip-on, 5.2 mm	50	NSYTRAAB35	50	NSYTRAAB35	50	NSYTRAAB35
for 35 mm DIN rail	With screw, 9.5 mm	50	NSYTRAABV35	50	NSYTRAABV35	50	NSYTRAABV35
End plate, width 2.2 mm	Grey	50	NSYTRACR63	50	NSYTRACR102	50	NSYTRACR162
	Blue	-	-	-	-	-	-
Partition plate, width 2 mm	Grey	-	-	-	-	-	-
	Blue	-	-	-	-	-	-
Plug-in jumper	2-pole	10	NSYTRAL62	10	NSYTRAL102	10	NSYTRAL162
Red	3-pole	10	NSYTRAL63	-	-	-	-
	4-pole	-	-	-	-	-	-
	5-pole	-	-	-	-	-	-
	10-pole	10	NSYTRAL610	-	-	-	-
	20-pole	-	-	-	-	-	-
Blue	10-pole	10	NSYTRAL610BL	-	-	-	-
Grey	10-pole	10	NSYTRAL610GR	-	-	-	-
Reduction jumper, down to 2.5/4 mm ²	Screw to screw terminal	-	-	-	-	-	-
	Spring to spring terminal	10	NSYTRALR62	10	NSYTRALR102	10	NSYTRALR162
Test plug	Metallic part, Ø 2.3 mm	10	NSYTRAATM1	10	NSYTRAATM1	10	NSYTRAATM1
	Insulating sleeve, red	10	NSYTRAATP1	10	NSYTRAATP1	10	NSYTRAATP1
Test adapter	For plug-in jumper shaft	10	NSYTRAFT	10	NSYTRAFT	10	NSYTRAFT
Terminal cover	Yellow	10	NSYTRACSR6	10	NSYTRACSR10	10	NSYTRACSR10
Marker tag holder	For ●AB35 end stop	100	NSYTRASB4	100	NSYTRASB4	100	NSYTRASB4
DIN rail 35 x 7.2 mm	Perforated, 2 m long	20	NSYSDR200BD	20	NSYSDR200BD	20	NSYSDR200BD
Marking accessories	See page 74						
General data							
Strip length: mm (in.)	12 (0.47)		18 (0.71)		18 (0.71)		



Grounding type



	NSYTRR22PE	NSYTRR23PE	NSYTRR24PE				
Nominal c.s.a.: mm ²	2.5	2.5	2.5				
Type of block	Grounding type	Grounding type	Grounding type				
Type of connection	1 pole - 1 x 1	1 pole - 1 x 2	1 pole - 2 x 2				
Color	Green/Yellow	Green/Yellow	Green/Yellow				
Max. electric values	-	-	-				
Approximate dimensions: mm (in.)							
Length	48.5 (1.91)	60.5 (2.38)	72 (2.84)				
Height	36.5 (1.44)	36.5 (1.44)	36.5 (1.44)				
Width	5.2 (0.21)	5.2 (0.21)	5.2 (0.21)				
Cabling c.s.a.: in.: mm ²	2.5	2.5	2.5				
Flexible cable	0.08 - 2.5	0.08 - 2.5	0.08 - 2.5				
Solid cable	0.08 - 4	0.08 - 4	0.08 - 4				
Nominal electric values							
IEC/EN 60947-7-1	-	-	-				
UL	28 - 12 AWG	28 - 12 AWG	28 - 12 AWG				
CSA	28 - 12 AWG	28 - 12 AWG	28 - 12 AWG				
ATEX	-	-	-				
Certifications	UL File E87739 CNN XCFR2, CSA File 256444 Class 6228-01, VDE, ATEX, IECEx, GL, LR, DNV, GOST	UL File E87739 CNN XCFR2, CSA File 256444 Class 6228-01, VDE, ATEX, IECEx, GL, LR, DNV, GOST	UL File E87739 CNN XCFR2, CSA File 256444 Class 6228-01, VDE, ATEX, IECEx, GL, LR, DNV, GOST				
Terminal blocks							
	Sold in lots of	Catalog number	Sold in lots of	Catalog number	Sold in lots of	Catalog number	
Green/Yellow	50	NSYTRR22PE	50	NSYTRR23PE	50	NSYTRR24PE	
Accessories							
End stop for 35 mm DIN rail	Clip-on, 5.2 mm	50	NSYTRAAB35	50	NSYTRAAB35	50	NSYTRAAB35
	With screw, 9.5 mm	50	NSYTRAABV35	50	NSYTRAABV35	50	NSYTRAABV35
End plate, width 2.2 mm	Grey	50	NSYTRACR22	50	NSYTRACR23	50	NSYTRACR24
	Blue	50	NSYTRACR22BL	50	NSYTRACR23BL	50	NSYTRACR24BL
Partition plate, width 2 mm	Grey	50	NSYTRAPR42	50	NSYTRAPR23	50	NSYTRAPR24
	Blue	-	-	-	-	-	-
Plug-in jumper Red	2-pole	-	-	-	-	-	-
	3-pole	-	-	-	-	-	-
	10-pole	-	-	-	-	-	-
Test plug	Metallic part, Ø 2.3 mm	10	NSYTRAATM1	10	NSYTRAATM1	10	NSYTRAATM1
	Insulating sleeve, red	10	NSYTRAATP1	10	NSYTRAATP1	10	NSYTRAATP1
Test adapter	For plug-in jumper shaft	10	NSYTRAFT	10	NSYTRAFT	10	NSYTRAFT
Terminal cover	Yellow	10	NSYTRACSR2	10	NSYTRACSR2	10	NSYTRACSR2
Marker tag holder	For ●AB35 end stop	100	NSYTRASB4	100	NSYTRASB4	100	NSYTRASB4
DIN rail 35 x 7.2 mm	Perforated, 2 m long	20	NSYSDR200BD	20	NSYSDR200BD	20	NSYSDR200BD
Marking accessories	See page 74						
General data							
Strip length: mm (in.)	10 (0.39)		10 (0.39)		10 (0.39)		

Grounding type



	NSYTRR42PE	NSYTRR43PE	NSYTRR44PE				
Nominal c.s.a.: mm ²	4	4	4				
Type of block	Grounding type	Grounding type	Grounding type				
Type of connection	1 pole - 1 x 1	1 pole - 1 x 2	1 pole - 2 x 2				
Color	Green/Yellow	Green/Yellow	Green/Yellow				
Max. electric values	-	-	-				
Approximate dimensions: mm (in.)							
Length	56 (2.21)	71.5 (2.82)	87 (3.43)				
Height	36.5 (1.44)	36.5 (1.44)	36.5 (1.44)				
Width	6.2 (0.24)	6.2 (0.24)	6.2 (0.24)				
Cabling c.s.a.: in.: mm ²	4	4	4				
Flexible cable	0.08 - 4	0.08 - 4	0.08 - 4				
Solid cable	0.08 - 6	0.08 - 6	0.08 - 6				
Nominal electric values							
IEC/EN 60947-7-1	-	-	-				
UL	28 -10 AWG	28 -10 AWG	28 -10 AWG				
CSA	28 -10 AWG	28 -10 AWG	28 -10 AWG				
ATEX	-	-	-				
Certifications	UL File E87739 CNN XCFR2, CSA File 256444 Class 6228-01, VDE, ATEX, IECEx, GL, LR, DNV, GOST	UL File E87739 CNN XCFR2, CSA File 256444 Class 6228-01, VDE, ATEX, IECEx, GL, LR, DNV, GOST	UL File E87739 CNN XCFR2, CSA File 256444 Class 6228-01, VDE, ATEX, IECEx, GL, LR, DNV, GOST				
Terminal blocks							
	Sold in lots of	Catalog number	Sold in lots of	Catalog number	Sold in lots of	Catalog number	
Green/Yellow	50	NSYTRR42PE	50	NSYTRR43PE	50	NSYTRR44PE	
Accessories							
End stop for 35 mm DIN rail	Clip-on, 5.2 mm	50	NSYTRAAB35	50	NSYTRAAB35	50	NSYTRAAB35
	With screw, 9.5 mm	50	NSYTRAABV35	50	NSYTRAABV35	50	NSYTRAABV35
End plate, width 2.2 mm	Grey	50	NSYTRACR42	50	NSYTRACR43	50	NSYTRACR44
	Blue	-	-	-	-	-	-
Partition plate, width 2 mm	Grey	50	NSYTRAPR42	-	-	-	-
	Blue	-	-	-	-	-	-
Plug-in jumper Red	2-pole	-	-	-	-	-	-
	3-pole	-	-	-	-	-	-
	10-pole	-	-	-	-	-	-
Test plug	Metallic part, Ø 2.3 mm	10	NSYTRAATM1	10	NSYTRAATM1	10	NSYTRAATM1
	Insulating sleeve, red	10	NSYTRAATP1	10	NSYTRAATP1	10	NSYTRAATP1
Test adapter	For plug-in jumper shaft	10	NSYTRAFT	10	NSYTRAFT	10	NSYTRAFT
Terminal cover	Yellow	10	NSYTRACSR4	10	NSYTRACSR4	10	NSYTRACSR4
Marker tag holder	For ●AB35 end stop	100	NSYTRASB4	100	NSYTRASB4	100	NSYTRASB4
DIN rail 35 x 7.2 mm	Perforated, 2 m long	20	NSYSDR200BD	20	NSYSDR200BD	20	NSYSDR200BD
Marking accessories		See page 74					
General data							
Strip length: mm (in.)		10 (0.39)		10 (0.39)		10 (0.39)	

Grounding type



	NSYTRR62PE	NSYTRR102PE	NSYTRR162PE				
Nominal c.s.a.: mm ²	6	10	16				
Type of block	Grounding type	Grounding type	Grounding type				
Type of connection	1 pole - 1 x 1	1 pole - 1 x 1	1 pole - 1 x 1				
Color	Green/Yellow	Green/Yellow	Green/Yellow				
Max. electric values	-	-	-				
Approximate dimensions: mm (in.)							
Length	69.5 (2.74)	71.5 (2.82)	80 (3.15)				
Height	43.5 (1.71)	50.5 (1.99)	51 (2.01)				
Width	8.2 (0.32)	10.2 (0.40)	12.2 (0.48)				
Cabling c.s.a.: mm ²	6	10	16				
Flexible cable	0.2 - 6	0.2 - 10	0.2 - 16				
Solid cable	0.08 - 4	0.2 - 16	0.2 - 25				
Nominal electric values							
IEC/EN 60947-7-1	-	-	-				
UL	24 - 8 AWG	16 - 6 AWG	16 - 4 AWG				
CSA	24 - 8 AWG	16 - 6 AWG	16 - 4 AWG				
ATEX ☉	-	-	-				
Certifications	UL File E87739 CNN XCFR2, CSA File 256444 Class 6228-01, VDE, ATEX, IECEx, GL, LR, DNV, GOST	UL File E87739 CNN XCFR2, CSA File 256444 Class 6228-01, VDE, ATEX, IECEx, GL, LR, DNV, GOST	UL File E87739 CNN XCFR2, CSA File 256444 Class 6228-01, VDE, ATEX, IECEx, GL, LR, DNV, GOST				
Terminal blocks							
	Sold in lots of	Catalog number	Sold in lots of	Catalog number	Sold in lots of	Catalog number	
Green/Yellow	50	NSYTRV62PE	50	NSYTRR102PE	50	NSYTRR162PE	
Accessories							
End stop for 35 mm DIN rail	Clip-on, 5.2 mm	50	NSYTRAAB35	50	NSYTRAAB35	50	NSYTRAAB35
	With screw, 9.5 mm	50	NSYTRAABV35	50	NSYTRAABV35	50	NSYTRAABV35
End plate, width 2.2 mm	Grey	50	NSYTRACR62	50	NSYTRACR102	50	NSYTRACR162
	Blue	-	-	-	-	-	-
Partition plate, width 2 mm	Grey	-	-	-	-	-	-
	Blue	-	-	-	-	-	-
Plug-in jumper	2-pole	10	NSYTRAL62	10	NSYTRAL102	10	NSYTRAL162
	3-pole	10	NSYTRAL63	-	-	-	-
Red	10-pole	10	NSYTRAL610	-	-	-	-
Test plug	Metallic part, Ø 2.3 mm	10	NSYTRAATM1	10	NSYTRAATM1	10	NSYTRAATM1
	Insulating sleeve, red	10	NSYTRAATP1	10	NSYTRAATP1	10	NSYTRAATP1
Test adapter	For plug-in jumper shaft	10	NSYTRAFT	10	NSYTRAFT	10	NSYTRAFT
Terminal cover	Yellow	10	NSYTRACSR6	10	NSYTRACSR10	10	NSYTRACSR10
Marker tag holder	For ●AB35 end stop	100	NSYTRASB4	100	NSYTRASB4	100	NSYTRASB4
DIN rail 35 x 7.2 mm	Perforated, 2 m long	20	NSYSDR200BD	20	NSYSDR200BD	20	NSYSDR200BD
Marking accessories	See page 74						
General data							
Strip length: mm (in.)	12 (0.47)	18 (0.71)	18 (0.71)				



Double deck passthrough



	NSYTTR24D	NSYTTR44D	NSYTTR26T				
Nominal c.s.a.: mm ²	2.5	4	2.5				
Type of block	Passthrough - Double deck	Passthrough - Double deck	Passthrough - 3 Levels				
Type of connection	2 pole - 1 x 1	2 pole - 1 x 1	3 pole - 1 x 1				
Color	Grey	Grey	Grey				
Max. electric values (U _{max} , I _{max})	500 V, 26 A	500 V, 34 A	500 V, 28 A				
Approximate dimensions: mm (in.)							
Length	78 (3.07)	92.4 (3.64)	99.5 (3.92)				
Height	55 (2.17)	55 (2.17)	58 (2.28)				
Width	5.2 (0.21)	6.2 (0.24)	5.2 (0.21)				
Cabling c.s.a.: mm ²	2.5	4	2.5				
Flexible cable	0.08 - 2.5	0.08 - 4	0.08 - 2.5				
Solid cable	0.08 - 4	0.08 - 6	0.08 - 4				
Nominal electric values							
IEC/EN 60947-7-1	500 V, 22 A	500 V, 28 A	500 V, 20 A				
UL	600 V, 20 A, 28 - 12 AWG	600 V, 30 A, 28 - 10 AWG	600 V, 20 A, 28 - 12 AWG				
CSA	600 V, 20 A, 28 - 12 AWG	600 V, 30 A, 28 - 10 AWG	600 V, 20 A, 28 - 12 AWG				
ATEX	440 V, 19,5 A	440 V, 22 A	-				
Certifications (1)	UL File E87739 CNN XCFR2, CSA File 256444 Class 6228-01, VDE, GL, LR, DNV, GOST	UL File E87739 CNN XCFR2, CSA Pending, VDE, GL, LR, DNV, GOST	UL File E87739 CNN XCFR2, CSA File 256444 Class 6228-01, VDE, GL, LR, GOST				
Terminal blocks							
	Sold in lots of	Catalog number	Sold in lots of	Catalog number	Sold in lots of	Catalog number	
Grey	50	NSYTTR24D	50	NSYTTR44D	50	NSYTTR26T	
Blue	50	NSYTTR24DBL	50	NSYTTR44DBL	50	NSYTTR26TBL	
Accessories							
End stop for 35 mm DIN rail	Clip-on, 5.2 mm	50	NSYTRAAAB35	50	NSYTRAAAB35	50	NSYTRAAAB35
	With screw, 9.5 mm	50	NSYTRAAABV35	50	NSYTRAAABV35	50	NSYTRAAABV35
End plate, width 2.2 mm	Grey	50	NSYTRACRE24	50	NSYTRACRE44	50	NSYTRACRE26
	Blue	-	-	-	-	-	-
Plug-in jumper Red	2-pole	50	NSYTRAL22	50	NSYTRAL42	50	NSYTRAL22
	3-pole	50	NSYTRAL23	50	NSYTRAL43	50	NSYTRAL23
	4-pole	50	NSYTRAL24	50	NSYTRAL44	50	NSYTRAL24
	5-pole	50	NSYTRAL25	50	NSYTRAL45	50	NSYTRAL25
	10-pole	10	NSYTRAL210	10	NSYTRAL410	10	NSYTRAL210
	20-pole	10	NSYTRAL220	10	NSYTRAL420	10	NSYTRAL220
Vertical jumper	1-pole	50	NSYTRALV24R	50	NSYTRALV24R	-	-
Test plug	Metallic part, Ø 2.3 mm	10	NSYTRAATM1	10	NSYTRAATM1	10	NSYTRAATM1
	Insulating sleeve, red	10	NSYTRAATP1	10	NSYTRAATP1	10	NSYTRAATP1
Test adapter	For plug-in jumper shaft	10	NSYTRAFT	10	NSYTRAFT	10	NSYTRAFT
Terminal cover	Yellow	10	NSYTRACSR2	10	NSYTRACSR4	10	NSYTRACSR2
Marker tag holder	For ●AB35 end stop	100	NSYTRASB4	100	NSYTRASB4	100	NSYTRASB4
DIN rail 35x7.2mm	Perforated, 2m long	20	NSYSDR200BD	20	NSYSDR200BD	20	NSYSDR200BD
Marking accessories	See page 74						
General data							
Strip length: mm (in.)	10 (0.39)		10 (0.39)		10 (0.39)		

(1) ATEX and IECEx certifications pending.



The NSYTRALV24R vertical jumper offers the option of connecting both levels of the standard double-level NSYTTR24D or NSYTTR44D terminal blocks.

Double deck grounding type






		NSYTRR24DPE	NSYTRR44DPE		
Nominal c.s.a.: mm ²		2.5	4		
	Type of block	Grounding type - Double deck			
	Type of connection	1 pole - 2 x 2			
	Color	Green/Yellow			
Max. electric values		-	-		
Approximate dimensions: mm (in.)					
	Length	78 (3.07)	92.4 (3.64)		
	Height	55 (2.17)	55 (2.17)		
	Width	5.2 (0.21)	6.2 (0.24)		
Cabling c.s.a.: mm ²		2.5	4		
	Flexible cable	0.08 - 2.5	0.08 - 4		
	Solid cable	0.08 - 4	0.08 - 6		
Nominal electric values					
	IEC/EN 60947-7-1	-	-		
	UL	28 - 12 AWG	28 - 10 AWG		
	CSA	28 - 12 AWG	28 - 10 AWG		
	ATEX	-	-		
Certifications (1)		UL File E87739 CNN XCFR2, CSA File 256444 Class 6228-01, VDE, GL, LR, DNV, GOST	UL File E87739 CNN XCFR2, CSA File 256444 Class 6228-01, VDE, GL, LR, DNV, GOST		
Terminal blocks					
	Green/Yellow	Sold in lots of 50	Catalog number NSYTRR24DPE	Sold in lots of 50	Catalog number NSYTRR44DPE
Accessories					
End stop for 35 mm DIN rail	Clip-on, 5.2 mm	50	NSYTRAAB35	50	NSYTRAAB35
	With screw, 9.5 mm	50	NSYTRAABV35	50	NSYTRAABV35
End plate, width 2.2 mm	Grey	50	NSYTRACRE24	50	NSYTRACRE44
	Blue	-	-	-	-
Plug-in jumper Red	2-pole	50	NSYTRAL22	50	NSYTRAL42
	3-pole	50	NSYTRAL23	50	NSYTRAL43
	4-pole	50	NSYTRAL24	50	NSYTRAL44
	5-pole	50	NSYTRAL25	50	NSYTRAL45
	10-pole	10	NSYTRAL210	10	NSYTRAL410
	20-pole	10	NSYTRAL220	10	NSYTRAL420
Test plug	Metallic part, Ø 2.3 mm	10	NSYTRAATM1	10	NSYTRAATM1
	Insulating sleeve, red	10	NSYTRAATP1	10	NSYTRAATP1
Test adapter	For plug-in jumper shaft	10	NSYTRAFT	10	NSYTRAFT
Terminal cover	Yellow	10	NSYTRACSR2	10	NSYTRACSR4
Marker tag holder	For ●AB35 end stop	100	NSYTRASB4	100	NSYTRASB4
DIN rail 35 x 7.2 mm	Perforated, 2 m long	20	NSYSDR200BD	20	NSYSDR200BD
Marking accessories		See page 74			
General data					
	Strip length: mm (in.)	10 (0.39)		10 (0.39)	

(1) ATEX and IECEx certifications pending.

Blade isolator



		NSYTRR22SC	NSYTRR23SC		
Nominal c.s.a.: mm ²		2.5	2.5		
	Type of block	Blade isolator	Blade isolator		
	Type of connection	1 pole - 1 x 1	1 pole - 1 x 2		
	Color	Grey	Grey		
Max. electric values (U _{max} , I _{max})		400 V, 20 A	400 V, 20 A		
Approximate dimensions: mm (in.)					
	Length	60.5 (2.38)	72 (2.84)		
	Height	36.5 (1.44)	36.5 (1.44)		
	Width	5.2 (0.21)	5.2 (0.21)		
Cabling c.s.a.: mm ²		2.5	2.5		
	Flexible cable	0.08 - 2.5	0.08 - 2.5		
	Solid cable	0.08 - 4	0.08 - 4		
Nominal electric values					
	IEC/EN 60947-7-1	400 V, 20 A	400 V, 20 A		
	UL	600 V, 16 A, 28 - 12 AWG	600 V, 16 A, 28 - 12 AWG		
	CSA	300 V, 16 A, 28 - 12 AWG	300 V, 16 A, 28 - 12 AWG		
	ATEX	-	-		
Certifications		UL File E87739 CNN XCFR2, CSA File 256444 Class 6228-01, GOST	UL File E87739 CNN XCFR2, CSA File 256444 Class 6228-01, GOST		
Terminal blocks					
		Sold in lots of	Catalog number	Sold in lots of	Catalog number
	Grey	50	NSYTRR22SC	50	NSYTRR23SC
	Orange	50	NSYTRR22SCAR	50	NSYTRR23SCAR
Accessories					
End stop for 35 mm DIN rail	Clip-on, 5.2 mm	50	NSYTRAAB35	50	NSYTRAAB35
	With screw, 9.5 mm	50	NSYTRAABV35	50	NSYTRAABV35
End plate, width 2.2 mm	Grey	50	NSYTRACR23	50	NSYTRACR24
	Blue	-	-	-	-
Partition plate, width 2 mm	Grey	50	NSYTRAPR23	50	NSYTRAPR24
	Blue	-	-	-	-
Plug-in jumper Red	2-pole	50	NSYTRAL22	50	NSYTRAL22
	3-pole	50	NSYTRAL23	50	NSYTRAL23
	4-pole	50	NSYTRAL24	50	NSYTRAL24
	5-pole	50	NSYTRAL25	50	NSYTRAL25
	10-pole	10	NSYTRAL210	10	NSYTRAL210
	20-pole	10	NSYTRAL220	10	NSYTRAL220
Removable carrier	For fuse 5 x 20 mm	-	-	-	-
	For fuse 5 x 20 mm 110 - 250 V LED	-	-	-	-
	For fuse 5 x 20 mm 12 - 30 V LED	-	-	-	-
	For component	-	-	-	-
	With 1N4007 diode	-	-	-	-
Test plug	Metallic part, Ø 2.3 mm	10	NSYTRAATM1	10	NSYTRAATM1
	Insulating sleeve, red	10	NSYTRAATP1	10	NSYTRAATP1
Test adapter	For plug-in jumper shaft	10	NSYTRAFT	10	NSYTRAFT
Terminal cover	Yellow	50	NSYTRACSR2	50	NSYTRACSR2
Marker tag holder	For ●AB35 end stop	100	NSYTRASB4	100	NSYTRASB4
DIN rail 35 x 7.2 mm	Perforated, 2 m long	20	NSYSDR200BD	20	NSYSDR200BD
Marking accessories		See page 74			
General data					
	Strip length: mm (in.)	10 (0.39)		10 (0.39)	

		Component carrier		Blade isolator			
							
		NSYTRR22TB	NSYTRR23TB	NSYTRR24SCD			
Nominal c.s.a.: mm ²		2.5	2.5	2.5			
Type of block		Component carrier	Component carrier	Blade isolator			
Type of connection		1 pole - 1 x 1	1 pole - 1 x 2	2 pole - 1 x 1			
Color		Grey	Grey	Grey			
Max. electric values (U _{max} , I _{max})		400 V, 20 A	400 V, 20 A	400 V, 16 A			
Approximate dimensions: mm (in.)							
Length		60.5 (2.38)	72 (2.84)	107 (4.21)			
Height		36.5 (1.44)	36.5 (1.44)	36.5 (1.44)			
Width		5.2 (0.21)	5.2 (0.21)	5.2 (0.21)			
Cabling c.s.a.: mm ²		2.5	2.5	2.5			
Flexible cable		0.08 - 2.5	0.08 - 2.5	0.08 - 2.5			
Solid cable		0.08 - 4	0.08 - 4	0.08 - 4			
Nominal electric values							
IEC/EN 60947-7-1		400 V, 20 A	400 V, 20 A	400 V, 16 A			
UL		300 V, 16 A, 28 - 12 AWG	300 V, 16 A, 28 - 12 AWG	300 V, 10 A, 28 - 12 AWG			
CSA		300 V, 16 A, 28 - 12 AWG	300 V, 16 A, 28 - 12 AWG	300 V, 10 A, 28 - 12 AWG			
ATEX Ⓜ		-	-	-			
Certifications		UL File E87739 CNN XCFR2, CSA File 256444 Class 6228-01, GOST	UL File E87739 CNN XCFR2, CSA File 256444 Class 6228-01, GOST	UL File E87739 CNN XCFR2, CSA File 256444 Class 6228-01, GOST			
Terminal blocks							
		Sold in lots of	Catalog number	Sold in lots of	Catalog number	Sold in lots of	Catalog number
	Grey	50	NSYTRR22TB	50	NSYTRR23TB	50	NSYTRR24SCD
	Orange	-	-	-	-	-	-
Accessories							
End stop for 35 mm DIN rail	Clip-on, 5.2 mm	50	NSYTRAAB35	50	NSYTRAAB35	50	NSYTRAAB35
	With screw, 9.5 mm	50	NSYTRAABV35	50	NSYTRAABV35	50	NSYTRAABV35
End plate, width 2.2 mm	Grey	50	NSYTRACR23	50	NSYTRACR24	-	Included
	Blue	-	-	-	-	-	-
Partition plate, width 2 mm	Grey	50	NSYTRAPR23	50	NSYTRAPR24	-	-
	Blue	-	-	-	-	-	-
Plug-in jumper Red	2-pole	50	NSYTRAL22	50	NSYTRAL22	50	-
	3-pole	50	NSYTRAL23	50	NSYTRAL23	50	-
	4-pole	50	NSYTRAL24	50	NSYTRAL24	50	-
	5-pole	50	NSYTRAL25	50	NSYTRAL25	50	-
	10-pole	10	NSYTRAL210	10	NSYTRAL210	10	-
	20-pole	10	NSYTRAL220	10	NSYTRAL220	10	-
Removable carrier	For fuse 5 x 20 mm	10	NSYTRASF520	10	NSYTRASF520	-	-
	For fuse 5 x 20 mm 110 - 250 V LED	10	NSYTRASF520M	10	NSYTRASF520M	-	-
	For fuse 5 x 20 mm 12 - 30 V LED	10	NSYTRASF520B	10	NSYTRASF520B	-	-
	For component	10	NSYTRASV1	10	NSYTRASV1	-	-
	With 1N4007 diode	10	NSYTRASV2	10	NSYTRASV2	-	-
Test plug	Metallic part, Ø 2.3 mm	10	NSYTRAATM1	10	NSYTRAATM1	10	NSYTRAATM1
	Insulating sleeve, red	10	NSYTRAATP1	10	NSYTRAATP1	10	NSYTRAATP1
Test adapter	For plug-in jumper shaft	10	NSYTRAFT	10	NSYTRAFT	10	NSYTRAFT
Terminal cover	Yellow	50	NSYTRACSR2	50	NSYTRACSR2	50	NSYTRACSR2
Marker tag holder	For ●AB35 end stop	100	NSYTRASB4	100	NSYTRASB4	100	NSYTRASB4
DIN rail 35 x 7.2 mm	Perforated, 2 m long	20	NSYSDR200BD	20	NSYSDR200BD	20	NSYSDR200BD
Marking accessories		See page 74					
General data							
Strip length: mm (in.)		10 (0.39)		10 (0.39)		10 (0.39)	






Miniature passthrough and miniature grounding type

DIN rail mounting



		NSYTRR22M	NSYTRR24M	NSYTRR22MPE				
Nominal c.s.a.: mm ²		2.5	2.5	2.5				
Type of block		Passthrough	Passthrough	Grounding type				
Type of connection		1 pole - 1 x 1	1 pole - 2 x 2	1 pole - 1 x 1				
Color		Grey	Grey	Green/Yellow				
Max. electric values (U _{max} , I _{max})		800 V, 30 A	800 V, 30 A	-				
Approximate dimensions: mm (in.)								
Length		32 (1.26)	32 (1.26)	32 (1.26)				
Height		30 (1.18)	30 (1.18)	30 (1.18)				
Width		5.2 (0.21)	10.4 (0.41)	5.2 (0.21)				
Mounting on		NS15 DIN rail	NS15 DIN rail	NS15 DIN rail				
Cabling c.s.a.: mm ²		2.5	2.5	2.5				
Flexible cable		0.08 - 2.5	0.08 - 2.5	0.08 - 2.5				
Solid cable		0.08 - 4	0.08 - 4	0.08 - 4				
Nominal electric values								
IEC/EN 60947-7-1		800 V, 24 A	800 V, 24 A	-				
UL		600 V, 20 A, 28 - 12 AWG	600 V, 20 A, 28 - 12 AWG	28 - 12 AWG				
CSA		600 V, 20 A, 28 - 12 AWG	600 V, 20 A, 28 - 12 AWG	28 - 12 AWG				
ATEX		690 V, 22 A	690 V, 22 A	-				
Certifications (1)		UL File E87739 CNN XCFR2, CSA File 256444 Class 6228-01, VDE, GOST	UL File E87739 CNN XCFR2, CSA File 256444 Class 6228-01, VDE, GOST	UL File E87739 CNN XCFR2, CSA File 256444 Class 6228-01, VDE, GOST				
Terminal blocks								
		Sold in lots of	Catalog number	Sold in lots of	Catalog number	Sold in lots of	Catalog number	
Grey		50	NSYTRR22M	50	NSYTRR24M	50	NSYTRR22MPE	
Blue		50	NSYTRR22MBL	50	NSYTRR24MBL	-	-	
Grey, with flange		-	-	-	-	-	-	
Accessories								
End stop for 15 mm DIN rail	Clip-on, 5.2 mm	50	NSYTRAAB15	50	NSYTRAAB15	50	NSYTRAAB15	
End plate, width 2.2 mm	Grey	50	NSYTRACRM22	50	NSYTRACRM22	50	NSYTRACRM22	
	Grey, with flange	-	-	-	-	-	-	
Insertion jumper Grey	2-pole	-	-	10	NSYTRALM22	-	-	
Marker tag holder	For ●AB15 end stop	100	NSYTRASB4	100	NSYTRASB4	100	NSYTRASB4	
DIN rail 15 x 7.2 mm	Perforated, 2 m long	10	NSYTRADR155	10	NSYTRADR155	10	NSYTRADR155	
Marking accessories (for all mini spring terminals)		Only for NSYTRABF●. See page 75						
General data								
Strip length: mm (in.)		8 (0.32)		8 (0.32)		8 (0.32)		
Plate thickness (mm)		-		-		-		
Hole diameter (mm)		-		-		-		

(1) ATEX and IECEx certifications pending.

Miniature passthrough									
Direct mounting (flange)					For micro-perforated mounting plates				
									
		NSYTRR22MF	NSYTRR24MF	NSYTRR22MP	NSYTRR24MP				
Nominal c.s.a.: mm ²		2.5	2.5	2.5	2.5				
Type of block		Passthrough	Passthrough	Passthrough	Passthrough				
Type of connection		1 pole - 1 x 1	1 pole - 2 x 2	1 pole - 1 x 1	1 pole - 2 x 2				
Color		Grey	Grey	Grey	Grey				
Max. electric values (U _{max} , I _{max})		800 V, 30 A	800 V, 30 A	800 V, 30 A	800 V, 30 A				
Approximate dimensions: mm (in.)									
Length		32 (1.26)	32 (1.26)	32 (1.26)	32 (1.26)				
Height		22 (0.87)	22 (0.87)	22 (0.87)	22 (0.87)				
Width		5.2 (0.21)	10.4 (0.41)	5.2 (0.21)	10.4 (0.41)				
Mounting on		Direct mounting	Direct mounting	Pin mounting	Pin mounting				
Cabling c.s.a.: mm ²		2.5	2.5	2.5	2.5				
Flexible cable		0.08 - 2.5	0.08 - 2.5	0.08 - 2.5	0.08 - 2.5				
Solid cable		0.08 - 4	0.08 - 4	0.08 - 4	0.08 - 4				
Nominal electric values									
IEC/EN 60947-7-1		800 V, 24 A	800 V, 24 A	800 V, 24 A	800 V, 24 A				
UL		600 V, 20 A, 28 - 12 AWG	600 V, 20 A, 28 - 12 AWG	600 V, 20 A, 28 - 12 AWG	600 V, 20 A, 28 - 12 AWG				
CSA		600 V, 20 A, 28 - 12 AWG	600 V, 20 A, 28 - 12 AWG	600 V, 20 A, 28 - 12 AWG	600 V, 20 A, 28 - 12 AWG				
ATEX 		550 V, 22 A	550 V, 22 A	550 V, 22 A	550 V, 22 A				
Certifications (1)		UL File E87739 CNN XCFR2, CSA File 256444 Class 6228-01, VDE, GOST	UL File E87739 CNN XCFR2, CSA File 256444 Class 6228-01, VDE, GOST	UL File E87739 CNN XCFR2, CSA File 256444 Class 6228-01, VDE, GOST	UL File E87739 CNN XCFR2, CSA File 256444 Class 6228-01, VDE, GOST				
Terminal blocks									
		Sold in lots of	Catalog number	Sold in lots of	Catalog number	Sold in lots of	Catalog number	Sold in lots of	Catalog number
Grey		50	NSYTRR22MF	50	NSYTRR24MF	50	NSYTRR22MP	10	NSYTRR24MP
Blue		50	NSYTRR22MFBL	50	NSYTRR24MFBL	50	NSYTRR22MPBL	10	NSYTRR24MPBL
Grey, with flange		50	NSYTRR22MFF (2)	50	NSYTRR24MFF (2)	-	-	-	-
Accessories									
End stop for 15 mm DIN rail	Clip-on, 5.2 mm	-	-	-	-	-	-	-	-
End plate, width 2.2 mm	Grey	50	NSYTRACRM22	50	NSYTRACRM22	50	NSYTRACRM22	50	NSYTRACRM22
	Grey, with flange	50	NSYTRACRMF22 (2)	50	NSYTRACRMF22 (2)	-	-	-	-
Insertion jumper Grey	2-pole	-	-	10	NSYTRALM22	-	-	10	NSYTRALM22
Marker tag holder	For ●AB15 end stop	100	NSYTRASB4	100	NSYTRASB4	100	NSYTRASB4	100	-
DIN rail 15 x 7.2 mm	Perforated, 2 m long	-	-	-	-	-	-	-	-
Marking accessories (for all mini spring terminals)		Only for NSYTRABF● . See page 75							
General data									
Strip length: mm (in.)		8 (0.32)	8 (0.32)	8 (0.32)	8 (0.32)				
Plate thickness (mm)		-	-	-	0.6 - 1.5				
Hole diameter (mm)		-	-	-	3.5				

(2) Can only be used at the end of a group of terminals.

Selection guide 58



Passthrough 60



Grounding type 62






















Double deck 64



Blade isolator and Component carrier 66

Lineryg TR

Selection guide: Push-in terminal blocks Passthrough, Grounding type

		Passthrough		Grounding type	
					
Nominal c.s.a., mm ²		2.5	4	2.5	4
Number of poles	1 - 1 x 1	NSYTRP22	NSYTRP42	NSYTRP22PE	NSYTRP42PE
	1 - 1 x 2	NSYTRP23	NSYTRP43	NSYTRP23PE	NSYTRP43PE
	1 - 2 x 2	NSYTRP24	NSYTRP44	NSYTRP24PE	NSYTRP44PE
	1 - 2 x 4	-	-	-	-
	1 - 3 x 3	-	-	-	-
	2 - 1 x 1	-	-	-	-
	2 - 1 x 2	-	-	-	-
	3 - 1 x 1	-	-	-	-
Colors	Grey			-	-
	Blue	NSYTRP22BL NSYTRP23BL NSYTRP24BL	NSYTRP42BL NSYTRP43BL NSYTRP44BL	-	-
	Green/yellow (grounding block)	-	-		
	Orange	NSYTRP22AR NSYTRP23AR	-	-	-
	Black	-	-	-	-
	With flange	-	-	-	-
Mounting on	35 mm 				
	35 mm 				
	15 mm 	-	-	-	-
See pages		60/61	61	62	63











Vertical jumper

The **NSYTRALV24R** vertical jumper offers the option of connecting both levels of the standard double-level **NSYTRP24D** terminal block.


Lineryg TR

Selection guide: Push-in terminal blocks
Double deck, Blade isolator and Component carrier
Screw and insulation displacement connection (IDC)


		Double deck	Blade isolator	Component carrier	Screw – IDC connection (Hybrid)	
			Blade isolator	Removable carrier	Passthrough	
						
Nominal c.s.a., mm ²		2.5	2.5	2.5 and 4	1.5	2.5
Number of poles	1 - 1 x 1	-	NSYTRP22SC	NSYTRP22TB NSYTRP42TB	NSYTRH12	NSYTRH22
	1 - 1 x 2	-	NSYTRP23SC	-	NSYTRH13	-
	1 - 2 x 2	-	NSYTRP24SC	-	-	-
	1 - 2 x 4	-	-	-	-	-
	1 - 3 x 3	-	-	-	-	-
	2 - 1 x 1	NSYTRP24D	-	-	-	-
	2 - 1 x 2	-	-	-	-	-
	3 - 1 x 1	-	-	-	-	-
Colors	Grey	NSYTRP24D	NSYTRP22SC NSYTRP23SC NSYTRP24SC	NSYTRP22TB NSYTRP42TB	NSYTRH12 NSYTRH13	NSYTRH22
	Blue	NSYTRP24DBL	-	-	-	-
	Green/yellow (grounding block)	NSYTRP24DPE	-	-	NSYTRH12PE	-
	Orange	-	-	-	-	-
	Black	-	-	-	-	-
	With flange	-	-	-	-	-
Mounting on	35 mm 	■	■	■	-	-
	35 mm 	■	■	■	-	-
	15 mm 	-	-	-	■	■
See pages		64	66	67	70	71

Passthrough




		NSYTRP22	NSYTRP23		
Nominal c.s.a.: mm ²		2.5	2.5		
	Type of block	Passthrough	Passthrough		
	Type of connection	1 pole - 1 x 1	1 pole - 1 x 2		
	Color	Grey	Grey		
Max. electric values (U _{max} , I _{max})		800 V, 30 A	800 V, 30 A		
Approximate dimensions: mm (in.)					
	Length	48.5 (1.91)	60.5 (2.38)		
	Height	36.5 (1.44)	36.5 (1.44)		
	Width	5.2 (0.21)	5.2 (0.21)		
Cabling c.s.a.: mm ²		2.5	2.5		
	Flexible cable	0.14 - 2.5	0.14 - 2.5		
	Solid cable	0.14 - 4	0.14 - 4		
Nominal electric values					
	IEC/EN 60947-7-1	800 V, 24 A	800 V, 24 A		
	UL	600 V, 20 A, 24 -12 AWG	600 V, 20 A, 24 -12 AWG		
	CSA	600 V, 20 A, 24 -12 AWG	600 V, 20 A, 24 -12 AWG		
	ATEX Ⓢ	550 V, 22 A	550 V, 22 A		
Certifications		UL File E87739 CNN XCFR2, CSA File 256444 Class 6228-01, VDE, ATEX, IECEx, GL, LR, DNV, GOST	UL File E87739 CNN XCFR2, CSA File 256444 Class 6228-01, VDE, ATEX, IECEx, GL, LR, DNV, GOST		
Terminal blocks					
		Sold in lots of	Catalog number	Sold in lots of	Catalog number
	Grey	50	NSYTRP22	50	NSYTRP23
	Blue	50	NSYTRP22BL	50	NSYTRP23BL
	Orange	50	NSYTRP22AR	50	NSYTRP23AR
Accessories					
End stop	Clip-on, 5.2 mm	50	NSYTRAAB35	50	NSYTRAAB35
for 35 mm DIN rail	With screw, 9.5 mm	50	NSYTRAABV35	50	NSYTRAABV35
End plate	Grey	50	NSYTRACR22	50	NSYTRACR23
width 2.2 mm	Blue	50	NSYTRACR22BL	50	NSYTRACR23BL
Partition plate	Grey	50	NSYTRAPR42	50	NSYTRAPR23
width 2 mm	Blue	-	-	-	-
Plug-in jumper	2-pole	50	NSYTRAL22	50	NSYTRAL22
Red	3-pole	50	NSYTRAL23	50	NSYTRAL23
	4-pole	50	NSYTRAL24	50	NSYTRAL24
	5-pole	50	NSYTRAL25	50	NSYTRAL25
	10-pole	10	NSYTRAL210	10	NSYTRAL210
	20-pole	10	NSYTRAL220	10	NSYTRAL220
Blue	10-pole	10	NSYTRAL210BL	10	NSYTRAL210BL
Grey	10-pole	10	NSYTRAL210GR	10	NSYTRAL210GR
Reduction jumper, down to 2.5/4 mm ²	Screw to screw terminal	-	-	-	-
	Spring to spring terminal	-	-	-	-
Test plug	Metallic part, Ø 2.3 mm	10	NSYTRAATM1	10	NSYTRAATM1
	Insulating sleeve, red	10	NSYTRAATP1	10	NSYTRAATP1
Test adapter	For plug-in jumper shaft	10	NSYTRAF1	10	NSYTRAF1
Terminal cover	Yellow	-	-	-	-
Marker tag holder	For ●AB35 end stop	100	NSYTRASB4	100	NSYTRASB4
DIN rail 35 x 7.2 mm	Perforated, 2 m long	20	NSYSDR200BD	20	NSYSDR200BD
Marking accessories		See page 74			
General data					
	Strip length: mm (in.)	10 (0.39)		10 (0.39)	

Passthrough




	NSYTRP24	NSYTRP42	NSYTRP43	NSYTRP44					
Nominal c.s.a.: mm ²	2.5	4	4	4					
Type of block	Passthrough	Passthrough	Passthrough	Passthrough					
Type of connection	1 pole - 2 x 2	1 pole - 1 x 1	1 pole - 1 x 2	1 pole - 2 x 2					
Color	Grey	Grey	Grey	Grey					
Max. electric values (Umax , Imax)	800 V, 30 A	800 V, 38 A	800 V, 38 A	800 V, 38 A					
Approximate dimensions: mm (in.)									
Length	72 (2.84)	56 (2.21)	66.5 (2.62)	77 (3.03)					
Height	36.5 (1.44)	36.5 (1.44)	36.5 (1.44)	36.5 (1.44)					
Width	5.2 (0.21)	6.2 (0.24)	6.2 (0.24)	6.2 (0.24)					
Cabling c.s.a.: mm ²	2.5	4	4	4					
Flexible cable	0.14 - 2.5	0.2 - 4	0.2 - 4	0.2 - 4					
Solid cable	0.14 - 4	0.2 - 6	0.2 - 6	0.2 - 6					
Nominal electric values									
IEC/EN 60947-7-1	800 V, 24 A	800 V, 32 A	800 V, 32 A	800 V, 32 A					
UL	600 V, 20 A, 24 -12 AWG	600 V, 30 A, 24 - 10 AWG	600 V, 30 A, 24 - 10 AWG	600 V, 30 A, 24 - 10 AWG					
CSA	600 V, 20 A, 24 -12 AWG	600 V, 30 A, 24 - 10 AWG	600 V, 30 A, 24 - 10 AWG	600 V, 30 A, 24 - 10 AWG					
ATEX ☉	550 V, 22 A	550 V, 29 A	550 V, 29 A	550 V, 29 A					
Certifications	UL File E87739 CNN XCFR2, CSA File 256444 Class 6228-01, VDE, ATEX, IECEX, GL, LR, DNV, GOST	UL File E87739 CNN XCFR2, CSA File 256444 Class 6228-01, VDE, ATEX, IECEX, GL, LR, DNV, GOST	UL File E87739 CNN XCFR2, CSA File 256444 Class 6228-01, VDE, ATEX, IECEX, GL, LR, DNV, GOST	UL File E87739 CNN XCFR2, CSA File 256444 Class 6228-01, VDE, ATEX, IECEX, GL, LR, DNV, GOST					
Terminal blocks									
	Sold in lots of	Catalog number	Sold in lots of	Catalog number	Sold in lots of	Catalog number	Sold in lots of	Catalog number	
Grey	50	NSYTRP24	50	NSYTRP42	50	NSYTRP43	50	NSYTRP44	
Blue	50	NSYTRP24BL	50	NSYTRP42BL	50	NSYTRP43BL	50	NSYTRP44BL	
Orange	-	-	-	-	-	-	-	-	
Accessories									
End stop	Clip-on, 5.2 mm	50	NSYTRAAB35	50	NSYTRAAB35	50	NSYTRAAB35	50	NSYTRAAB35
for 35 mm DIN rail	With screw, 9.5 mm	50	NSYTRAABV35	50	NSYTRAABV35	50	NSYTRAABV35	50	NSYTRAABV35
End plate	Grey	50	NSYTRACR24	50	NSYTRACR42	50	NSYTRACP43	50	NSYTRACP44
width 2.2 mm	Blue	50	NSYTRACR24BL	-	-	-	-	-	
Partition plate	Grey	50	NSYTRAPR24	50	NSYTRAPR42	-	-	-	
width 2 mm	Blue	-	-	-	-	-	-	-	
Plug-in jumper	2-pole	50	NSYTRAL22	50	NSYTRAL42	50	NSYTRAL42	50	NSYTRAL42
Red	3-pole	50	NSYTRAL23	50	NSYTRAL43	50	NSYTRAL43	50	NSYTRAL43
	4-pole	50	NSYTRAL24	50	NSYTRAL44	50	NSYTRAL44	50	NSYTRAL44
	5-pole	50	NSYTRAL25	50	NSYTRAL45	50	NSYTRAL45	50	NSYTRAL45
	10-pole	10	NSYTRAL210	10	NSYTRAL410	10	NSYTRAL410	10	NSYTRAL410
	20-pole	10	NSYTRAL220	10	NSYTRAL420	10	NSYTRAL420	10	NSYTRAL420
Blue	10-pole	10	NSYTRAL210BL	10	NSYTRAL410BL	10	NSYTRAL410BL	10	NSYTRAL410BL
Grey	10-pole	10	NSYTRAL210GR	10	NSYTRAL410GR	10	NSYTRAL410GR	10	NSYTRAL410BL
Reduction jumper,	Screw to screw terminal	-	-	-	-	-	-	-	
down to 2.5/4 mm ²	Spring to spring terminal	-	-	-	-	-	-	-	
Test plug	Metallic part, Ø 2.3 mm	10	NSYTRAATM1	10	NSYTRAATM1	10	NSYTRAATM1	10	NSYTRAATM1
	Insulating sleeve, red	10	NSYTRAATP1	10	NSYTRAATP1	10	NSYTRAATP1	10	NSYTRAATP1
Test adapter	For plug-in jumper shaft	10	NSYTRAFT	10	NSYTRAFT	10	NSYTRAFT	10	NSYTRAFT
Terminal cover	Yellow	-	-	-	-	-	-	-	
Marker tag holder	For ●AB35 end stop	100	NSYTRASB4	100	NSYTRASB4	100	NSYTRASB4	100	NSYTRASB4
DIN rail 35 x 7.2 mm	Perforated, 2 m long	20	NSYS DR200BD	20	NSYS DR200BD	20	NSYS DR200BD	20	NSYS DR200BD
Marking accessories	See page 74								
General data									
Strip length: mm (in.)	10 (0.39)	12 (0.47)	12 (0.47)	12 (0.47)					

Grounding type






		NSYTRP22PE	NSYTRP23PE	NSYTRP24PE			
Nominal c.s.a.: mm ²		2.5	2.5	2.5			
	Type of block	Grounding type	Grounding type	Grounding type			
	Type of connection	1 pole - 1 x 1	1 pole - 1 x 2	1 pole - 2 x 2			
	Color	Green/Yellow	Green/Yellow	Green/Yellow			
Max. electric values		-	-	-			
Approximate dimensions: mm (in.)							
	Length	48.5 (1.91)	60.5 (2.38)	72 (2.84)			
	Height	36.5 (1.43)	36.5 (1.43)	36.5 (1.43)			
	Width	5.2 (0.21)	5.2 (0.21)	5.2 (0.21)			
Cabling c.s.a.: mm ²		2.5	2.5	2.5			
	Flexible cable	0.08 - 2.5	0.08 - 2.5	0.08 - 2.5			
	Solid cable	0.08 - 4	0.08 - 4	0.08 - 4			
Nominal electric values							
	IEC/EN 60947-7-1	-	-	-			
	UL	24 - 12 AWG	24 - 12 AWG	24 - 12 AWG			
	CSA	24 - 12 AWG	24 - 12 AWG	24 - 12 AWG			
	ATEX	-	-	-			
Certifications		UL File E87739 CNN XCFR2, CSA File 256444 Class 6228-01, VDE, ATEX, IECEx, GL, LR, DNV, GOST	UL File E87739 CNN XCFR2, CSA File 256444 Class 6228-01, VDE, ATEX, IECEx, GL, LR, DNV, GOST	UL File E87739 CNN XCFR2, CSA File 256444 Class 6228-01, VDE, ATEX, IECEx, GL, LR, DNV, GOST			
Terminal blocks							
		Sold in lots of	Catalog number	Sold in lots of	Catalog number	Sold in lots of	Catalog number
	Green/Yellow	50	NSYTRP22PE	50	NSYTRP23PE	50	NSYTRP24PE
Accessories							
End stop	Clip-on, 5.2 mm	50	NSYTRAAB35	50	NSYTRAAB35	50	NSYTRAAB35
for 35 mm DIN rail	With screw, 9.5 mm	50	NSYTRAABV35	50	NSYTRAABV35	50	NSYTRAABV35
End plate,	Grey	50	NSYTRACR22	50	NSYTRACR23	50	NSYTRACR24
width 2.2 mm	Blue	50	NSYTRACR22BL	50	NSYTRACR23BL	50	NSYTRACR24BL
Partition plate,	Grey	50	NSYTRAPR42	50	NSYTRAPR23	50	NSYTRAPR24
width 2 mm	Blue	-	-	-	-	-	-
Plug-in jumper	2-pole	50	NSYTRAL22	50	NSYTRAL22	50	NSYTRAL22
Red	3-pole	50	NSYTRAL23	50	NSYTRAL23	50	NSYTRAL23
	4-pole	50	NSYTRAL24	50	NSYTRAL24	50	NSYTRAL24
	5-pole	50	NSYTRAL25	50	NSYTRAL25	50	NSYTRAL25
	10-pole	10	NSYTRAL210	10	NSYTRAL210	10	NSYTRAL210
	20-pole	10	NSYTRAL220	10	NSYTRAL220	10	NSYTRAL220
Test plug	Metallic part, Ø 2.3 mm	10	NSYTRAATM1	10	NSYTRAATM1	10	NSYTRAATM1
	Insulating sleeve, red	10	NSYTRAATP1	10	NSYTRAATP1	10	NSYTRAATP1
Test adapter	For plug-in jumper shaft	10	NSYTRAFT	10	NSYTRAFT	10	NSYTRAFT
Terminal cover	Yellow	-	-	-	-	-	-
Marker tag holder	For ●AB35 end stop	100	NSYTRASB4	100	NSYTRASB4	100	NSYTRASB4
DIN rail 35 x 7.2 mm	Perforated, 2 m long	20	NSYSDR200BD	20	NSYSDR200BD	20	NSYSDR200BD
Marking accessories		See page 74					
General data							
	Strip length: mm (in.)	10 (0.39)		10 (0.39)		10 (0.39)	

Grounding type



	NSYTRP42PE	NSYTRP43PE	NSYTRP44PE				
Nominal c.s.a.: mm ²	4	4	4				
Type of block	Grounding type	Grounding type	Grounding type				
Type of connection	1 pole - 1 x 1	1 pole - 1 x 2	1 pole - 2 x 2				
Color	Green/Yellow	Green/Yellow	Green/Yellow				
Max. electric values	-	-	-				
Approximate dimensions: mm (in.)							
Length	56 (2.21)	66.5 (2.62)	77 (3.03)				
Height	36.5 (1.43)	36.5 (1.43)	36.5 (1.43)				
Width	6.2 (0.24)	6.2 (0.24)	6.2 (0.24)				
Cabling c.s.a.: mm ²	4	4	4				
Flexible cable	0.08 - 4	0.08 - 4	0.08 - 4				
Solid cable	0.08 - 6	0.08 - 6	0.08 - 6				
Nominal electric values							
IEC/EN 60947-7-1	-	-	-				
UL	24 - 10 AWG	24 - 10 AWG	24 - 10 AWG				
CSA	24 - 10 AWG	24 - 10 AWG	24 - 10 AWG				
ATEX	-	-	-				
Certifications	UL File E87739 CNN XCFR2, CSA File 256444 Class 6228-01, VDE, ATEX, IECEx, GL, LR, DNV, GOST	UL File E87739 CNN XCFR2, CSA File 256444 Class 6228-01, VDE, ATEX, IECEx, GL, LR, DNV, GOST	UL File E87739 CNN XCFR2, CSA File 256444 Class 6228-01, VDE, ATEX, IECEx, GL, LR, DNV, GOST				
Terminal blocks							
		Sold in lots of	Catalog number	Sold in lots of	Catalog number	Sold in lots of	Catalog number
Green/Yellow		50	NSYTRP42PE	50	NSYTRP43PE	50	NSYTRP44PE
Accessories							
End stop for 35 mm DIN rail	Clip-on, 5.2 mm	50	NSYTRAAB35	50	NSYTRAAB35	50	NSYTRAAB35
	With screw, 9.5 mm	50	NSYTRAABV35	50	NSYTRAABV35	50	NSYTRAABV35
End plate, width 2.2 mm	Grey	50	NSYTRACR42	50	NSYTRACP43	50	NSYTRACP44
	Blue	-	-	-	-	-	-
Partition plate, width 2 mm	Grey	50	NSYTRAPR42	-	-	-	-
	Blue	-	-	-	-	-	-
Plug-in jumper	2-pole	50	NSYTRAL42	50	NSYTRAL42	50	NSYTRAL42
Red	3-pole	50	NSYTRAL43	50	NSYTRAL43	50	NSYTRAL43
	4-pole	50	NSYTRAL44	50	NSYTRAL44	50	NSYTRAL44
	5-pole	50	NSYTRAL45	50	NSYTRAL45	50	NSYTRAL45
	10-pole	10	NSYTRAL410	10	NSYTRAL410	10	NSYTRAL410
	20-pole	10	NSYTRAL420	10	NSYTRAL420	10	NSYTRAL420
Test plug	Metallic part, Ø 2.3 mm	10	NSYTRAATM1	10	NSYTRAATM1	10	NSYTRAATM1
	Insulating sleeve, red	10	NSYTRAATP1	10	NSYTRAATP1	10	NSYTRAATP1
Test adapter	For plug-in jumper shaft	10	NSYTRAFT	10	NSYTRAFT	10	NSYTRAFT
Terminal cover	Yellow	-	-	-	-	-	-
Marker tag holder	For ●AB35 end stop	100	NSYTRASB4	100	NSYTRASB4	100	NSYTRASB4
DIN rail 35 x 7.2 mm	Perforated, 2 m long	20	NSYSDR200BD	20	NSYSDR200BD	20	NSYSDR200BD
Marking accessories		See page 74					
General data							
Strip length: mm (in.)		12 (0.47)		12 (0.47)		12 (0.47)	

		Passthrough		Grounding type	
					
		NSYTRP24D		NSYTRP24DPE	
Nominal c.s.a.: mm ²		2.5		2.5	
	Type of block	Passthrough - Double deck		Grounding type - Double deck	
	Type of connection	2 pole - 1 x 1		1 pole - 2 x 2	
	Color	Grey		Green/Yellow	
Max. electric values (U _{max} , I _{max})		500 V, 24 A		-	
Approximate dimensions: mm (in.)					
		Length	78 (3.07)	78 (3.07)	
		Height	55 (2.17)	55 (2.17)	
		Width	5.2 (0.21)	5.2 (0.21)	
Cabling c.s.a.: mm ²		2.5		2.5	
	Flexible cable	0.14 - 2.5		0.14 - 2.5	
	Solid cable	0.14 - 4		0.14 - 4	
Nominal electric values					
		IEC/EN 60947-7-1	500 V, 22 A	-	
		UL	600 V, 20 A, 26 - 12 AWG	26 - 12 AWG	
		CSA	600 V, 20 A, 26 - 12 AWG	26 - 12 AWG	
		ATEX 	-	-	
Certifications (1)		UL File E87739 CNN XCFR2, CSA File 256444 Class 6228-01, VDE, GL, LR, DNV, GOST		UL File E87739 CNN XCFR2, CSA File 256444 Class 6228-01, VDE, GL, LR, DNV, GOST	
Terminal blocks					
		Sold in lots of	Catalog number	Sold in lots of	Catalog number
Grey		50	NSYTRP24D	50	NSYTRP24DPE
Blue		50	NSYTRP24DBL	-	-
Accessories					
End stop for 35 mm DIN rail	Clip-on, 5.2 mm	50	NSYTRAAB35	50	NSYTRAAB35
	With screw, 9.5 mm	50	NSYTRAABV35	50	NSYTRAABV35
End plate, width 2.2 mm	Grey	50	NSYTRACRE24	50	NSYTRACRE24
	Blue	-	-	-	-
Plug-in jumper Red	2-pole	50	NSYTRAL22	50	NSYTRAL22
	3-pole	50	NSYTRAL23	50	NSYTRAL23
	4-pole	50	NSYTRAL24	50	NSYTRAL24
	5-pole	50	NSYTRAL25	50	NSYTRAL25
	10-pole	10	NSYTRAL210	10	NSYTRAL210
	20-pole	10	NSYTRAL220	10	NSYTRAL220
Vertical jumper	1-pole	50	NSYTRALV24R	-	-
Test plug	Metallic part, Ø 2.3 mm	10	NSYTRAATM1	10	NSYTRAATM1
	Insulating sleeve, red	10	NSYTRAATP1	10	NSYTRAATP1
Test adapter	For plug-in jumper shaft	10	NSYTRAFT	10	NSYTRAFT
Marker tag holder	For ●AB35 end stop	100	NSYTRASB4	100	NSYTRASB4
DIN rail 35 x 7.2 mm	Perforated, 2 m long	20	NSYSDR200BD	20	NSYSDR200BD
Marking accessories		See page 74			
General data					
Strip length: mm (in.)		10 (0.39)		10 (0.39)	

(1) ATEX and IECEx certifications pending.



The **NSYTRALV24R** vertical jumper offers the option of connecting both levels of the standard double deck **NSYTRP24D** terminal block.



Blade isolator



		NSYTRP22SC	NSYTRP23SC	NSYTRP24SC				
Nominal c.s.a.: mm ²		2.5	2.5	2.5				
	Type of block	Blade isolator	Blade isolator	Blade isolator				
	Type of connection	1 pole - 1 x 1	1 pole - 1 x 2	1 pole - 2 x 2				
	Color	Grey	Grey	Grey				
Max. electric values (U _{max} , I _{max})		400 V, 20 A	400 V, 20 A	400 V, 20 A				
Approximate dimensions: mm (in.)								
	Length	62 (2.44)	72 (2.84)	72 (2.84)				
	Height	36.5 (1.44)	36.5 (1.44)	36.5 (1.44)				
	Width	5.2 (0.21)	5.2 (0.21)	5.2 (0.21)				
Cabling c.s.a.: mm ²		2.5	2.5	2.5				
	Flexible cable	0.14 - 2.5	0.14 - 2.5	0.14 - 2.5				
	Solid cable	0.14 - 4	0.14 - 4	0.14 - 4				
Nominal electric values								
	IEC/EN 60947-7-1	400 V, 20 A	400 V, 20 A	400 V, 20 A				
	UL	300 V, 20 A, 26 -12 AWG	300 V, 20 A, 26 -12 AWG	300 V, 20 A, 26 -12 AWG				
	CSA	300 V, 20 A, 26 -12 AWG	300 V, 20 A, 26 -12 AWG	300 V, 20 A, 26 -12 AWG				
	ATEX	-	-	-				
Certifications		UL File E87739 CNN XCFR2, CSA File 256444 Class 6228-01, VDE, GL, LR, GOST	UL File E87739 CNN XCFR2, CSA File 256444 Class 6228-01, VDE, GL, LR, GOST	UL File E87739 CNN XCFR2, CSA File 256444 Class 6228-01, VDE, GL, LR, GOST				
Terminal blocks								
		Sold in lots of	Catalog number	Sold in lots of	Catalog number	Sold in lots of	Catalog number	
	Grey	50	NSYTRP22SC	50	NSYTRP23SC	50	NSYTRP24SC	
Accessories								
End stop for 35 mm DIN rail	Clip-on, 5.2 mm	50	NSYTRAAB35	50	NSYTRAAB35	50	NSYTRAAB35	
	With screw, 9.5 mm	50	NSYTRAABV35	50	NSYTRAABV35	50	NSYTRAABV35	
End plate, width 2.2 mm	Grey	50	NSYTRACPK22	50	NSYTRACPK23	50	NSYTRACPK24	
	Blue	-	-	-	-	-	-	
Partition plate, width 2 mm	Grey	50	NSYTRAPR23	50	NSYTRAPR24	-	-	
	Blue	-	-	-	-	-	-	
Plug-in jumper Red	2-pole	50	NSYTRAL22	50	NSYTRAL22	50	NSYTRAL22	
	3-pole	50	NSYTRAL23	50	NSYTRAL23	50	NSYTRAL23	
	4-pole	50	NSYTRAL24	50	NSYTRAL24	50	NSYTRAL24	
	5-pole	50	NSYTRAL25	50	NSYTRAL25	50	NSYTRAL25	
	10-pole	10	NSYTRAL210	10	NSYTRAL210	10	NSYTRAL210	
	20-pole	10	NSYTRAL220	10	NSYTRAL220	10	NSYTRAL220	
Test plug	Metallic part, Ø 2.3 mm	10	NSYTRAATM1	10	NSYTRAATM1	10	NSYTRAATM1	
	Insulating sleeve, red	10	NSYTRAATP1	10	NSYTRAATP1	10	NSYTRAATP1	
Test adapter	For plug-in jumper shaft	10	NSYTRAFT	10	NSYTRAFT	10	NSYTRAFT	
Marker tag holder	For ●AB35 end stop	100	NSYTRASB4	100	NSYTRASB4	100	NSYTRASB4	
DIN rail 35 x 7.2 mm	Perforated, 2 m long	20	NSYSDR200BD	20	NSYSDR200BD	20	NSYSDR200BD	
Marking accessories		See page 74						
General data								
Removable carrier	Strip length: mm (in.)	10 (0.39)		10 (0.39)		10 (0.39)		
	for fuse 5 x 20 mm	-		-		-		
	for fuse 5 x 20 mm 110 V	-		-		-		
	for fuse 5 x 20 mm 12 V	-		-		-		
	for component	-		-		-		
	with 1N4007 diode	-		-		-		

Component carrier



		NSYTRP22TB	NSYTRP42TB		
Nominal c.s.a.: mm ²		2.5	4		
	Type of block	Component carrier	Component carrier		
	Type of connection	1 pole - 1 x 1	1 pole - 1 x 1		
	Color	Grey	Grey		
Max. electric values (U _{max} , I _{max})		400 V, 20 A	400 V, 20 A		
Approximate dimensions: mm (in.)					
	Length	62 (2.44)	56 (2.21)		
	Height	36.5 (1.44)	36.5 (1.44)		
	Width	5.2 (0.21)	6.2 (0.24)		
Cabling c.s.a.: mm ²		2.5	4		
	Flexible cable	0.14 - 2.5	0.2 - 4		
	Solid cable	0.14 - 4	0.2 - 6		
Nominal electric values					
	IEC/EN 60947-7-1	400 V, 20 A	400 V, 20 A		
	UL	300 V, 20 A, 26 -12 AWG	300 V, 20 A, 24 -12 AWG		
	CSA	300 V, 20 A, 26 -12 AWG	300 V, 20 A, 24 -12 AWG		
	ATEX	-	-		
Certifications		UL File E87739 CNN XCFR2, CSA File 256444 Class 6228-01, VDE, GL, LR, GOST	UL File E87739 CNN XCFR2, CSA File 256444 Class 6228-01, VDE, GL, GOST		
Terminal blocks					
		Sold in lots of	Catalog number	Sold in lots of	Catalog number
Grey		50	NSYTRP22TB	50	NSYTRP42TB
Accessories					
End stop for 35 mm DIN rail	Clip-on, 5.2 mm	50	NSYTRAAB35	50	NSYTRAAB35
	With screw, 9.5 mm	50	NSYTRAABV35	50	NSYTRAABV35
End plate, width 2.2 mm	Grey	50	NSYTRACPK22	50	NSYTRACR42
	Blue	-	-	-	-
Partition plate, width 2 mm	Grey	-	-	50	NSYTRAPR24
	Blue	-	-	-	-
Plug-in jumper Red	2-pole	50	NSYTRAL22	50	NSYTRAL42
	3-pole	50	NSYTRAL23	50	NSYTRAL43
	4-pole	50	NSYTRAL24	50	NSYTRAL44
	5-pole	50	NSYTRAL25	50	NSYTRAL45
	10-pole	10	NSYTRAL210	10	NSYTRAL410
	20-pole	10	NSYTRAL220	10	NSYTRAL420
Test plug	Metallic part, Ø 2.3 mm	10	NSYTRAATM1	10	NSYTRAATM1
	Insulating sleeve, red	10	NSYTRAATP1	10	NSYTRAATP1
Test adapter	For plug-in jumper shaft	10	NSYTRAF1	10	NSYTRAF1
Marker tag holder	For ●AB35 end stop	100	NSYTRASB4	100	NSYTRASB4
DIN rail 35 x 7.2 mm	Perforated, 2 m long	20	NSYSDR200BD	20	NSYSDR200BD
Marking accessories		See page 74			
General data					
Strip length: mm (in.)		10 (0.39)		12 (0.47)	
Removable carrier	for fuse 5 x 20 mm	10	NSYTRASF520	10	NSYTRASF520
	for fuse 5 x 20 mm 110 V	10	NSYTRASF520M	10	NSYTRASF520M
	for fuse 5 x 20 mm 12 V	10	NSYTRASF520B	10	NSYTRASF520B
	for component	10	NSYTRASV1	10	NSYTRASV1
	with 1N4007 diode	10	NSYTRASV2	10	NSYTRASV2



Passthrough

70




Linery TR

Hybrid terminal blocks


Screw and insulation displacement connection (IDC)
Passthrough

Passthrough



		NSYTRH12	NSYTRH13		
Nominal c.s.a.: mm ²		1.5	1.5		
	Type of block	Passthrough	Passthrough		
	Type of connection	1 pole - 1 x 1	1 pole - 1 x 2 (1 screw x 2 IDC)		
	Color	Grey	Grey		
Max. electric values (U _{max} , I _{max})		800 V, 17 A	800 V, 17 A		
Approximate dimensions: mm (in.)					
	Length	58.8 (2.32)	76.4 (3.01)		
	Height	42.8 (1.69)	42.8 (1.69)		
	Width	5.2 (0.21)	5.2 (0.21)		
Cabling c.s.a.: mm ²	IDC connection	1.5	1.5		
	Flexible cable	0.5 - 1.5	0.5 - 1.5		
Cabling c.s.a.: mm ²	Screw connection	1.5	1.5		
	Flexible cable	0.14 - 2.5	0.14 - 2.5		
	Solid cable	0.14 - 4	0.14 - 4		
Nominal electric values					
	IEC/EN 60947-7-1	800 V, 17 A	800 V, 17 A		
	UL	600 V, 10 A, 24 - 16 AWG	600 V, 10 A, 24 - 16 AWG		
	CSA	600 V, 10 A, 24 - 16 AWG	600 V, 10 A, 24 - 16 AWG		
	ATEX	550 V, 16.5 A	550 V, 16.5 A		
Certifications		UL File E87739 CNN XCFR2, CSA File 256444 Class 6228-01, ATEX, IECEx, GOST	UL File E87739 CNN XCFR2, CSA Pending, ATEX, IECEx, GOST		
Terminal blocks					
		Sold in lots of	Catalog number	Sold in lots of	Catalog number
	Grey	50	NSYTRH12	50	NSYTRH13
Accessories					
End stop for 35 mm DIN rail	Clip-on, 5.2 mm	50	NSYTRAAB35	50	NSYTRAAB35
	With screw, 9.5 mm	50	NSYTRAABV35	50	NSYTRAABV35
End plate, width 2.2 mm	Grey	50	NSYTRACH12	50	NSYTRACH13
	Blue	-	-	-	-
Partition plate, width 2 mm	Grey	50	NSYTRAPD12	50	NSYTRAPD13
	Blue	-	-	-	-
Plug-in jumper Red	2-pole	50	NSYTRAL22	50	NSYTRAL22
	3-pole	50	NSYTRAL23	50	NSYTRAL23
	4-pole	50	NSYTRAL24	50	NSYTRAL24
	5-pole	50	NSYTRAL25	50	NSYTRAL25
	10-pole	10	NSYTRAL210	10	NSYTRAL210
	20-pole	10	NSYTRAL220	10	NSYTRAL220
Test plug	Metallic part, Ø 2.3 mm	10	NSYTRAATM1	10	NSYTRAATM1
	Insulating sleeve, red	10	NSYTRAATP1	10	NSYTRAATP1
Test adapter	For plug-in jumper shaft	10	NSYTRAF1	10	NSYTRAF1
Marker tag holder	For ●AB35 end stop	100	NSYTRASB4	100	NSYTRASB4
DIN rail 35 x 7.2 mm	Perforated, 2 m long	20	NSYSDR200BD	20	NSYSDR200BD
Marking accessories		See page 74			
General data					
	Strip length: mm (in.)	9 (0.35)		9 (0.35)	
	Screw thread	M3		M3	
	Torque: N•m (lb-in)	0.5 - 0.6 (4.43 - 5.31)		0.6 - 0.8 (5.31 - 7.08)	

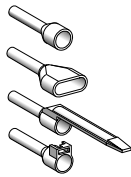
Passthrough




		NSYTRH22	NSYTRH12PE		
Nominal c.s.a.: mm ²		2.5	1.5		
	Type of block	Passthrough	Grounding type		
	Type of connection	1 pole - 1 x 1	1 pole - 1 x 1		
	Color	Grey	Green/Yellow		
Max. electric values (U _{max} , I _{max})		800 V, 24 A	-		
Approximate dimensions: mm (in.)					
	Length	62.6 (2.47)	58.8 (2.32)		
	Height	42.8 (1.69)	42.8 (1.69)		
	Width	6.2 (0.24)	5.2 (0.21)		
Cabling c.s.a.: mm ²	IDC connection	2.5	1.5		
	Flexible cable	0.5 - 2.5	0.5 - 1.5		
Cabling c.s.a.: mm ²	Screw connection	2.5	1.5		
	Flexible cable	0.14 - 4	0.14 - 2.5		
	Solid cable	0.14 - 6	0.14 - 4		
Nominal electric values					
	IEC/EN 60947-7-1	800 V, 24 A	-		
	UL	600 V, 15 A, 20 - 14 AWG	24 - 16 AWG		
	CSA	600 V, 15 A, 20 - 14 AWG	24 - 16 AWG		
	ATEX	550 V, 22 A	-		
Certifications		UL File E87739 CNN XCFR2, CSA File 256444 Class 6228-01, ATEX, IECEx, GOST	UL File E87739 CNN XCFR2, CSA Pending, ATEX, IECEx, GOST		
Terminal blocks					
		Sold in lots of	Catalog number	Sold in lots of	Catalog number
	Grey	50	NSYTRH22	50	NSYTRH12PE
Accessories					
End stop for 35 mm DIN rail	Clip-on, 5.2 mm	50	NSYTRAAB35	50	NSYTRAAB35
	With screw, 9.5 mm	50	NSYTRAABV35	50	NSYTRAABV35
End plate, width 2.2 mm	Grey	50	NSYTRACH22	50	NSYTRACH12
	Blue	-	-	-	-
Partition plate, width 2 mm	Grey	-	-	50	NSYTRAPD12
	Blue	-	-	-	-
Plug-in jumper Red	2-pole	50	NSYTRAL42	50	NSYTRAL22
	3-pole	50	NSYTRAL43	50	NSYTRAL23
	4-pole	50	NSYTRAL44	50	NSYTRAL24
	5-pole	50	NSYTRAL45	50	NSYTRAL25
	10-pole	10	NSYTRAL410	10	NSYTRAL210
	20-pole	10	NSYTRAL420	10	NSYTRAL220
Test plug	Metallic part, Ø 2.3 mm	10	NSYTRAATM1	10	NSYTRAATM1
	Insulating sleeve, red	10	NSYTRAATP1	10	NSYTRAATP1
Test adapter	For plug-in jumper shaft	10	NSYTRAF1	10	NSYTRAF1
Marker tag holder	For ●AB35 end stop	100	NSYTRASB4	100	NSYTRASB4
DIN rail 35 x 7.2 mm	Perforated, 2 m long	20	NSYSDR200BD	20	NSYSDR200BD
Marking accessories		See page 74			
General data					
	Strip length: mm (in.)	10 (0.39)		14 (0.55)	
	Screw thread	M4		M5	
	Torque: N•m (lb-in)	1.5 - 1.8 (13.28 - 15.93)		2.5 - 3 (22.13 - 26.55)	



Marking accessories	74
----------------------------	-----------



Mounting and cabling accessories	78
---	-----------



Mounting tracks	87
------------------------	-----------

Marking accessories



Clip-in marker strips	NSYTRAB5●	NSYTRAB6●	NSYTRAB8●
Description	10 consecutive figures or numbers, printed horizontally	10 consecutive figures or numbers, printed horizontally	10 consecutive figures or numbers, printed horizontally
Material	Polyamide (PA 6.6, silicone and halogen-free)	Polyamide (PA 6.6, silicone and halogen-free)	Polyamide (PA 6.6, silicone and halogen-free)
Color	Black markings on white background	Black markings on white background	Black markings on white background
Inflammability class acc. to UL 94	V2	V2	V2
Temperature range: °C (°F)	-40 to +100 (-40 to +212)	-40 to +100 (-40 to +212)	-40 to +100 (-40 to +212)
Compatibility	For 2.5 mm ² TBs: NSY TRV / TRR / TRP / TRH	For 4 mm ² TBs: NSY TRV / TRR / TRP / TRH	For 6 mm ² TBs: NSY TRV / TRR / TRP / TRH
For terminal block width: mm ²	5.2	6.2	8.2
Mounting position	Lateral sides for NSYTRV terminal blocks Central shaft for NSYTRR / NSYTRP / NSYTRH terminal blocks	Lateral sides for NSYTRV terminal blocks Central shaft for NSYTRR / NSYTRP / NSYTRH terminal blocks	Lateral sides for NSYTRV terminal blocks Central shaft for NSYTRR / NSYTRP / NSYTRH terminal blocks

Marking strips

Printed characters	Sold in lots of	Catalog number	Sold in lots of	Catalog number	Sold in lots of	Catalog number
1 to 10	10	NSYTRAB510	10	NSYTRAB610	10	NSYTRAB810
11 to 20	10	NSYTRAB520	10	NSYTRAB620	10	NSYTRAB820
21 to 30	10	NSYTRAB530	10	NSYTRAB630	10	NSYTRAB830
31 to 40	10	NSYTRAB540	10	NSYTRAB640	10	NSYTRAB840
41 to 50	10	NSYTRAB550	10	NSYTRAB650	10	NSYTRAB850
51 to 60	10	NSYTRAB560	10	NSYTRAB660	10	NSYTRAB860
61 to 70	10	NSYTRAB570	10	NSYTRAB670	10	NSYTRAB870
71 to 80	10	NSYTRAB580	10	NSYTRAB680	10	NSYTRAB880
81 to 90	10	NSYTRAB590	10	NSYTRAB690	10	NSYTRAB890
91 to 100	10	NSYTRAB5100	10	NSYTRAB6100	10	NSYTRAB8100
1 to 100 (1 to 10; 11 to 20; through 91 to 100)	100	NSYTRAB51100	100	NSYTRAB61100	-	-
L1, L2, L3, N, PE	10	NSYTRAB5L1N	10	NSYTRAB6L1N	-	-

Marking cards



Blank marking cards	Sold in lots of	Catalog number	Sold in lots of	Catalog number	Sold in lots of	Catalog number
72 characters (6 strips)	10	NSYTRABPV5	-	-	-	-
60 characters (6 strips)	-	-	10	NSYTRABPV6	-	-
42 characters (6 strips)	-	-	-	-	10	NSYTRABPV8

Accessories

Plotter adapter for marking cards	1	NSYTRABMP1	1	NSYTRABMP1	1	NSYTRABMP1
-----------------------------------	---	-------------------	---	-------------------	---	-------------------

Marking accessories



Clip-in marker strips	NSYTRAB10●	NSYTRABF5●	NSYTRABF6●
Description	10 consecutive figures or numbers, printed horizontally	10 consecutive figures or numbers, printed horizontally	10 consecutive figures or numbers, printed horizontally
Material	Polyamide (PA 6.6, silicone and halogen-free)	Polyamide (PA 6.6, silicone and halogen-free)	Polyamide (PA 6.6, silicone and halogen-free)
Color	Black markings on white background	Black markings on white background	Black markings on white background
Inflammability class acc. to UL 94	V2	V2	V2
Temperature range: °C (°F)	-40 to +100 (-40 to +212)	-40 to +100 (-40 to +212)	-40 to +100 (-40 to +212)
Compatibility	For > = 10 mm ² TBs: NSY TRV / TRR / TRP / TRH	For 2.5 mm ² TBs: NSY TRV / TRR / TRP / TRH	For 4 mm ² TBs: NSY TRV / TRR / TRP / TRH
For terminal block width: mm ²	≥ 10.2 (1)	5.2	6.2
Mounting position	Lateral sides for NSYTRV terminal blocks Central shaft for NSYTRR / NSYTRP / NSYTRH terminal blocks	Central shaft for NSYTRR / NSYTRP / NSYTRH terminal blocks Lateral sides for NSYTRV terminal blocks	Central shaft for NSYTRR / NSYTRP / NSYTRH terminal blocks Lateral sides for NSYTRV terminal blocks

Marking strips

Printed characters	Sold in lots of	Catalog number	Sold in lots of	Catalog number	Sold in lots of	Catalog number
1 to 10	10	NSYTRAB1010	10	NSYTRABF510	10	NSYTRABF610
11 to 20	10	NSYTRAB1020	10	NSYTRABF520	10	NSYTRABF620
21 to 30	10	NSYTRAB1030	10	NSYTRABF530	10	NSYTRABF630
31 to 40	10	NSYTRAB1040	10	NSYTRABF540	10	NSYTRABF640
41 to 50	10	NSYTRAB1050	10	NSYTRABF550	10	NSYTRABF650
51 to 60	10	NSYTRAB1060	-	-	-	-
61 to 70	10	NSYTRAB1070	-	-	-	-
71 to 80	10	NSYTRAB1080	-	-	-	-
81 to 90	10	NSYTRAB1090	-	-	-	-
91 to 100	10	NSYTRAB10100	-	-	-	-
1 to 100 (1 to 10; 11 to 20; through 91 to 100)	-	-	-	-	-	-
L1, L2, L3, N, PE	-	-	-	-	-	-

Marking cards



Blank marking cards	Sold in lots of	Catalog number	Sold in lots of	Catalog number	Sold in lots of	Catalog number
72 characters (6 strips)	-	-	-	-	-	-
60 characters (6 strips)	-	-	10	NSYTRABFPV5	10	NSYTRABFPV6
42 characters (6 strips)	-	-	-	-	-	-

Accessories

Plotter adapter for marking cards	-	-	1	NSYTRABMP2	1	NSYTRABMP2
-----------------------------------	---	---	---	-------------------	---	-------------------

(1) For 16 mm² terminal blocks or larger, the strip must be broken and the individual marking characters used.

Marking accessories



	NSYTRABCV●	NSYTRABC●
	Marking collars for cables	Marking inserts for collars
Description	Open marker carrier, 15 mm wide, for clipping into wire	360 inserts for marking collars, A4 format, perforated 15 x 4 mm inserts
Material	PVC (Silicone-free)	Polyester (Silicone- and halogen-free)
Color	White marker with transparent sleeve	White, yellow, red or blue
Inflammability class according to UL 94	V0	V0
Temperature range: °C (°F)	-50 to +80 (-58 to +176)	-40 to +100 (-40 to +212)
Compatibility	For conductor diameter 2 mm up to 8 mm	For all NSYTRABCV● marking collars
Mounting position	Clip-on to the cable	Slides inside the collar sleeve
Marking elements	With any of the NSYTRABCP● marking elements	Can be printed with any office printer, plotter or pen

Marking collars and inserts

Marking collars	Sold in lots of	Catalog number	Sold in lots of	Catalog number
for conductor diameter 2 to 3.5 mm	500	NSYTRABCV23	-	-
3 to 5 mm	500	NSYTRABCV35	-	-
5 to 8 mm	500	NSYTRABCV58	-	-

Marking inserts, A4 format, perforated

Color	White	-	-	10	NSYTRABCP1
	Yellow	-	-	10	NSYTRABCP2
	Red	-	-	10	NSYTRABCP3
	Blue	-	-	10	NSYTRABCP4

Marking card with 50 inserts

Color	White	-	-	-	-
-------	-------	---	---	---	---

Marking plotter



NSYTRAPLOT

- A flexible plotter that labels marking elements quickly and easily.
- Rugged construction in stylish aluminium
- Easy to change fixtures to suit a variety of marking elements
- Auto calibration, no adjustment necessary
- Including **NSYTRA BMP1 / BMP2** adapter plates, 0.25 & 0.35 mm black pens, Spacial print software, power supply, connecting cables, user manual

Marking plotter and accessories

Printing area	A4	
Input voltage/ frequency	100 - 240 V AC, 50/60 Hz	
Interface	USB 2.0	
Operating system	MS Windows XP/Vista/7	
Compatibility	For all NSYTR blank marking cards	
Marking collars and inserts		
Marking plotter	Sold in lots of	Catalog number
Color Grey	1	NSYTRAPLOT
Accessories		
Adapter plates	Sold in lots of	Catalog number
For NSYTRABPV● and NSYTRAXPV● marking cards	1	NSYTRABMP1
For NSYTRAFBPV● marking cards	1	NSYTRABMP2
For ZBY● marking elements (1)	1	NSYTRABMP3
Pen, disposable		
0.25 mm line, black	1	NSYTRAPEN2
0.35 mm line, black	1	NSYTRAPEN3

(1) Can print **ZBY0102**; **ZBY0501** and **ZBY0502** marking elements and all marking sheets: **NSYTRABC●**, **ZBY4100**, **ZBY001**, **ZBY5100**, and **ZBY1101**.

**Available
September 2013**

Presentation

The cable end consists of a tinned copper tube, with a molded insulating bezel at the end.

The copper tube encases the strands of the flexible conductor and makes it easier to insert it into terminals.

The plastic bezel insulates the conductor from adjacent connections.

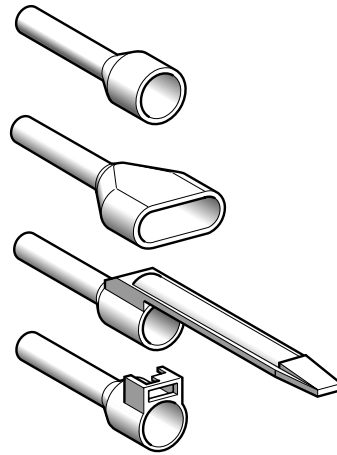
In addition, certain models allow marking of the conductors.

General characteristics

- Copper tube tinned by electrolysis according to ISO 1337.
- Halogen-free plastic insulating bezel.
- Temperature withstand -20 to +105 °C (-4 to +221 °F).
- Conforming to standards NFC 63-023 or DIN 46228.
- UL and CSA certifications for certain products.

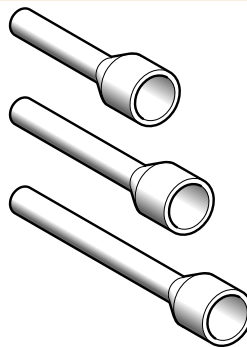
Presentation of the range

4 types



- Single conductor cable ends with insulating bezel
- Twin conductor cable ends with insulating bezel
- Single conductor cable ends with "markable" insulating bezel
- Single conductor cable ends with insulating bezel for fitting clip-on marker tags

3 lengths



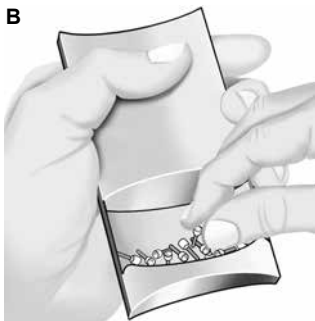
- Short: 11 mm, for printed circuit board type mini-connector
- Medium: 13 mm, for industrial applications, connector or screw clamp
- Long: 16.8 mm, for plug-in and spring terminal block applications

4 types of packaging

- Dispenser pack: c.s.a. $\geq 2.5 \text{ mm}^2$
- String of 10 detachable bags: c.s.a. $\leq 4 \text{ mm}^2$
- Individual bag: c.s.a. $\geq 6 \text{ mm}^2$
- Bag containing 10 strips of 50 cable ends

2 standards

- Products conforming to standard NF C 63-023
- Products conforming to standard DIN 46228 Part 4



4 types of packaging

3 types of bulk pack

- **Strings of 10 detachable bags** c.s.a. 0.25 mm² to 4 mm² inclusive.
- **Individual bags containing 20 or 100 products** c.s.a. 6 mm² to 50 mm².
- **Dispenser containing 200, 100 or 50 products**
 - c.s.a. 0.5 to 2.5 mm² (single conductor cable ends),
 - c.s.a. 2 x 0.7 to 2 x 2.5 mm² (twin conductors cable ends).

The dispensers are supplied in packs. Each pack contains 5 dispensers.

This type of packaging for cable:

- Facilitates storage by avoiding mixing up cable ends of different cross-sectional areas.
- Helps you immediately identify the size of the cable ends it contains because it is the same color as these cable ends.
- Is designed for controlled dispensing **A** and automatic storage **C**.
- Allows you to easily pick up the cable ends from the dish-shaped receptacle **B**.

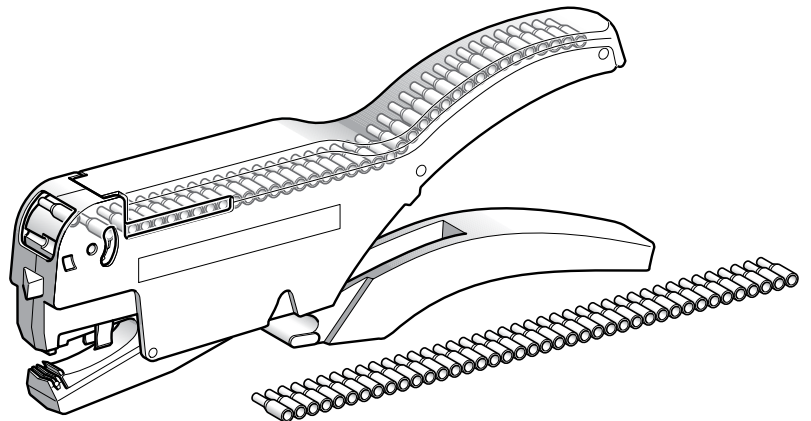
By simply pressing the sides, the dispenser releases the required quantity of cable ends into the receptacle, where they can be picked up, as required. Releasing the pressure on the sides stops the flow of cable ends.

The color of the dispenser pack corresponds to the color coding of the Schneider Electric cable ends.

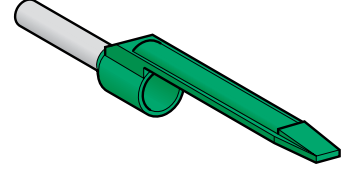
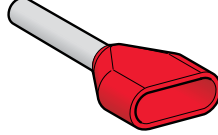
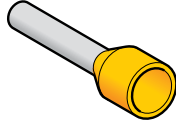
The cable end size can therefore be selected visually and instantly.

Strips of 50 cable ends, packed in bags of 10 strips

- C.s.a. from 0.5 to 2.5 mm².
- Allows automatic feeding and crimping of cable ends, using crimping tool **AT1TRIF01**.

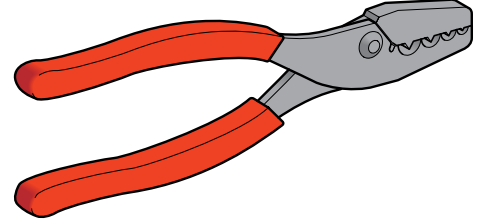
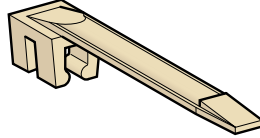
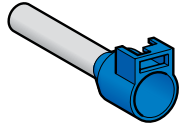


Product type | **Insulated cable ends**

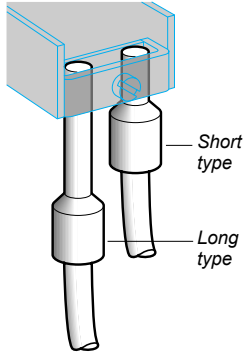


Type	Single conductor cable ends		Twin conductor cable ends		Single conductor markable cable ends	
Conforming to standard	NF C 63-023	DIN 46228	NF C 63-023	DIN 46228	NF C 63-023	DIN 46228
Length of cable end	Short-medium-long		Medium		Medium	
Conductor c.s.a. (mm ²)	0.25 to 6	0.5 to 6	2 x 0.75 to 2 x 2.5		0.25 to 2.5	0.5 to 2.5
Packaging	Individual bag (6 mm ²) Strip of tear-off bags Dispenser pack (0.5 to 2.5 mm ²)		Dispenser pack		Strip of tear-off bags	
Type of clip-on marker	-					
Tools available	-					
Catalog numbers	DZ5CE/AZ5CE		AZ5DE		DZ5CA	
See page	82	84	82	84	83	85

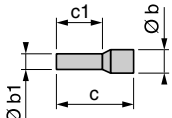
Product type	Insulated cable ends	Marking accessories for insulated cable ends			Tools
--------------	----------------------	--	--	--	-------



Type	Single conductor cable ends with facility for clip-in marker tag holder	Clip-on marker holder	Clip-in marker tag holder	Clip-on markers	For fitting clip-on markers	For cabling
Conforming to standard	NF C63-023 DIN 46228	-				
Length of cable end	Medium-long	-				
Conductor c.s.a. (mm ²)	4 to 50	-				
Packaging	Strip of tear-off bags (4 mm ²) Individual bag	-				
Type of clip-on marker	-			Letter Number Color	-	
Tools available	-			Marker holder Tool for quick positioning of markers	Automatic wire stripping tool Automatic wire cutting/stripping tool Cable end crimping tools Wire cutters	
Catalog numbers	DZ5CA	AR1SC0	AR1M	AT1P	AT1/AT2	
See page	83 85	85	85	85	86/87	



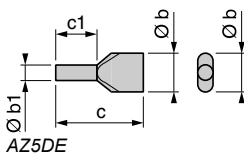
DZ5CE



DZ5CE/AZ5CE

Single conductor cable ends (Packed in individual bags or "strings" of bags)										
Conductor c.s.a.		Color	Type	Approximate dimensions				Sold in lots of	Catalog number	Weight per lot
mm ²	AWG			Ø b mm	Ø b1 mm	c mm	c1 mm			
0.25	26	Yellow	Short	2.2	1.2	11	6.2	10 x 100	DZ5CE002L6	0.055 (0.121)
			Medium	2.2	1.2	13	8.2	10 x 100	DZ5CE002	0.060 (0.132)
0.34	24	Green	Short	2.2	1.2	11	6.2	10 x 100	DZ5CE003L6	0.055 (0.121)
			Medium	2.2	1.2	13	8.2	10 x 100	DZ5CE003	0.060 (0.132)
0.5	22	White	Medium	3	1.4	13	8.2	10 x 100	DZ5CE005 (1)	0.090 (0.198)
			Long	3	1.4	16.8	12	10 x 100	DZ5CE005L12	0.095 (0.209)
0.75	20	Blue	Short	3.1	1.6	11	6.2	10 x 100	DZ5CE007L6 (1)	0.095 (0.209)
			Medium	3.1	1.6	13	8.2	10 x 100	DZ5CE007 (1)	0.100 (0.220)
1	18	Red	Short	3.4	1.8	11.5	6.2	10 x 100	DZ5CE010L6 (1)	0.095 (0.209)
			Medium	3.4	1.8	13.5	8.2	10 x 100	DZ5CE010 (1)	0.100 (0.220)
			Long	3.4	1.8	16.8	12	10 x 100	DZ5CE010L12	0.150 (0.331)
1.5	16	Black	Short	4	2.1	11.5	6.2	10 x 100	DZ5CE015L6 (1)	0.110 (0.243)
			Medium	4	2.1	13.5	8.2	10 x 100	DZ5CE015 (1)	0.120 (0.265)
			Long	4	2.1	22.8	17.7	10 x 100	DZ5CE0153 (1)	0.215 (0.474)
2	14	Yellow	Medium	4.2	2.35	14.5	8.2	10 x 100	DZ5CE020	0.135 (0.298)
2.5	14	Grey	Medium	4.6	2.7	14.5	8.2	10 x 100	DZ5CE025 (1)	0.150 (0.331)
			Long	4.6	2.7	24	17.7	10 x 100	DZ5CE0253 (1)	0.254 (0.560)
4	12	Orange	Medium	5.5	3.3	17.3	9.8	10 x 100	DZ5CE042 (1)	0.300 (0.661)
			Long	5.5	3.3	25.5	17.5	10 x 100	DZ5CE043 (1)	0.455 (1.003)
6	10	Green	Medium	7	3.95	20	11.5	1 x 100	DZ5CE062	0.045 (0.099)
			Long	7	3.95	26	17.5	1 x 100	DZ5CE063	0.065 (0.143)

Single conductor cable ends (In dispenser pack)										
1	18	Red	Medium	3.4	1.8	13.5	8.2	5 x 200	AZ5CE010 (1)	0.364 (0.802)
1.5	16	Black	Medium	4	2.1	13.5	8.2	5 x 200	AZ5CE015 (1)	0.180 (0.397)
2.5	14	Grey	Medium	4.6	2.7	14.5	8.2	5 x 100	AZ5CE025 (1)	0.160 (0.353)



AZ5DE

Twin conductor cable ends (In dispenser pack)										
Conductor c.s.a.		Color	Type	Approximate dimensions				Sold in lots of	Catalog number	Weight per lot
mm ²	AWG			Ø b mm	Ø b1 mm	c mm	c1 mm			
2 x 0.75	20	Blue	Medium	2.8 x 5	2	15	8	5 x 100	AZ5DE007 (2)	0.130 (0.287)
2 x 1	18	Red	Medium	3.4 x 5.4	2.25	15	8	5 x 100	AZ5DE010 (2)	0.140 (0.309)
2 x 1.5	16	Black	Medium	3.6 x 6.6	2.5	15	8	5 x 100	AZ5DE015 (2)	0.155 (0.342)
2 x 2.5	14	Grey	Medium	4.2 x 7.8	3.2	18.5	10	5 x 50	AZ5DE025 (2)	0.145 (0.320)

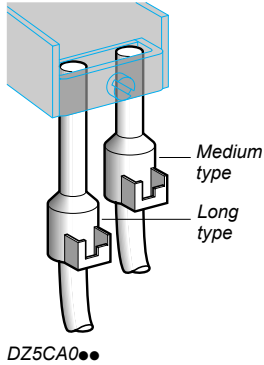
(1) UL Component Recognized (File E164872), provided the AT1PA2 or AT1PA4 crimping tool is used to crimp the cable end.
(2) CSA certified products.

Twin conductor cable ends (Economy packaging, in 1 plastic bag)

Conductor c.s.a.	Color	Type	Approximate dimensions				Sold in lots of	Catalog number	Weight per lot	
			Ø b mm	Ø b1 mm	c mm	c1 mm				
mm ² 2 x 0.5	AWG 22	White	Medium	2.5 x 4.7	1.7	18.5	8	1 x 1000	AZ5DE005 (2)	kg (lbs) 0.110 (0.243)

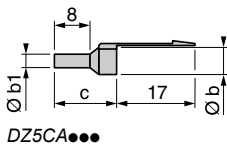
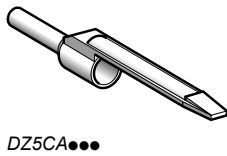
Single conductor markable cable ends (Packed in "strings" of bags)

Conductor c.s.a.	Color	Type	Approximate dimensions				Sold in lots of	Catalog number	Weight per lot	
			Ø b mm	Ø b1 mm	c mm	c1 mm				
0.25	26	Yellow	Medium	2.2	1.2	13	–	10 x 100	DZ5CA002	0.140 (0.309)
0.34	24	Green	Medium	2.2	1.2	13	–	10 x 100	DZ5CA003	0.140 (0.309)
0.5	22	White	Medium	3	1.4	13	–	10 x 100	DZ5CA005 (1)	0.160 (0.353)
0.75	20	Blue	Medium	3.1	1.6	13	–	10 x 100	DZ5CA007 (1)	0.160 (0.353)
1	18	Red	Medium	3.4	1.8	13.5	–	10 x 100	DZ5CA010 (1)	0.160 (0.353)
1.5	16	Black	Medium	4	2.1	13.5	–	10 x 100	DZ5CA015 (1)	0.180 (0.397)
2.5	14	Grey	Medium	4.6	2.7	14.5	–	10 x 100	DZ5CA025 (1)	0.250 (0.551)

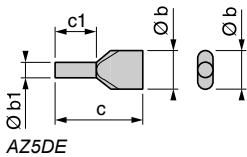
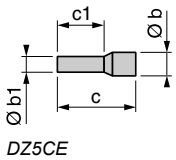
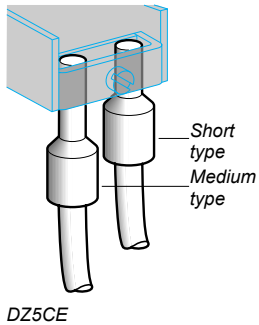


Single conductor cable ends with provision for clip-in marker tag holder

Conductor c.s.a.	Color	Type	Approximate dimensions				Sold in lots of	Catalog number	Weight per lot	
			Ø b mm	Ø b1 mm	c mm	c1 mm				
4	12	Orange	Medium	5.5	3.3	19.5	11.5	10 x 100	DZ5CA042 (1)	0.300 (0.661)
			Long	5.5	3.3	25.5	17.5	10 x 100	DZ5CA043 (1)	0.460 (1.014)
6	10	Green	Medium	7	3.95	20	11.5	1 x 100	DZ5CA062	0.045 (0.099)
			Long	7	3.95	26	17.5	1 x 100	DZ5CA063	0.065 (0.143)
10	8	Brown	Medium	8.4	4.95	21.5	12	1 x 100	DZ5CA102	0.057 (0.126)
			Long	8.4	4.95	27	17.5	1 x 100	DZ5CA103	0.085 (0.187)
16	6	White	Medium	8.8	6.35	23.5	12	1 x 100	DZ5CA162	0.078 (0.172)
			Long	8.8	6.35	29	17.5	1 x 100	DZ5CA163	0.100 (0.220)
25	4	Black	Medium	12	8.15	30	17.5	1 x 100	DZ5CA253	0.156 (0.344)
35	2	Red	Medium	13.5	9	30	16	1 x 20	DZ5CA352	0.054 (0.119)
			Long	13.5	9	39	25	1 x 20	DZ5CA353	0.060 (0.132)
50	0	Blue	Medium	15.7	11	36	20	1 x 20	DZ5CA502	0.060 (0.132)
			Long	15.7	11	41	25	1 x 20	DZ5CA503	0.074 (0.163)



(1) UL Component Recognized (File E164872), provided the AT1PA2 or AT1PA4 crimping tool is used to crimp the cable end.
(2) CSA certified products.



Single conductor cable ends (Packed in individual bags or "strings" of bags)

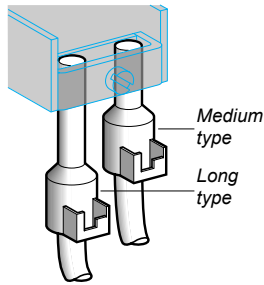
Conductor c.s.a.		Color	Type	Approximate dimensions				Sold in lots of	Catalog number	Weight per lot
mm ²	AWG			Ø b mm	Ø b1 mm	c mm	c1 mm			
0.5	22	White	Short	3	1.4	11	6.2	10 x 100	DZ5CE005L6D (1)	0.085 (0.187)
			Medium	3	1.4	13	8.2	10 x 100	DZ5CE005D (1)	0.090 (0.198)
0.75	20	Grey	Short	3.1	1.6	11	6.2	10 x 100	DZ5CE007L6D (1)	0.095 (0.209)
			Medium	3.1	1.6	13	8.2	10 x 100	DZ5CE007D (1)	0.100 (0.220)
1	18	Red	Short	3.4	1.8	11.5	6.2	10 x 100	DZ5CE010L6D (1)	0.095 (0.209)
			Medium	3.4	1.8	13.5	8.2	10 x 100	DZ5CE010D (1)	0.100 (0.220)
1.5	16	Black	Short	4	2.1	11.5	6.2	10 x 100	DZ5CE015L6D (1)	0.110 (0.243)
			Medium	4	2.1	13.5	8.2	10 x 100	DZ5CE015D (1)	0.120 (0.265)
			Long	4	2.1	22.8	17.7	10 x 100	DZ5CE0153D (1)	0.215 (0.474)
2.5	14	Blue	Medium	4.6	2.7	14.5	8.2	10 x 100	DZ5CE025D (1)	0.150 (0.331)
4	12	Grey	Medium	5.5	3.3	17.3	9.8	10 x 100	DZ5CE042D (1)	0.300 (0.661)
6	10	Yellow	Medium	7	3.95	20	11.5	1 x 100	DZ5CE062D	0.045 (0.099)

Twin conductor cable ends (In dispenser pack)

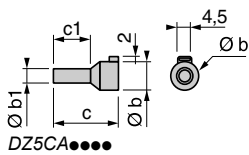
2 x 0.75	20	Grey	Medium	2.8 x 5	2	15	8	5 x 100	AZ5DE007D (2)	0.130 (0.287)
2 x 1	18	Red	Medium	3.4 x 5.4	2.25	15	8	5 x 100	AZ5DE010D (2)	0.140 (0.309)
2 x 1.5	16	Black	Medium	3.6 x 6.6	2.5	15	8	5 x 100	AZ5DE015D (2)	0.155 (0.342)
2 x 2.5	14	Blue	Medium	4.2 x 7.8	3.2	18.5	10	5 x 50	AZ5DE025D (2)	0.145 (0.320)

(1) UL Component Recognized (File E164872), provided the AT1PA2 or AT1PA4 crimping tool is used to crimp the cable end.

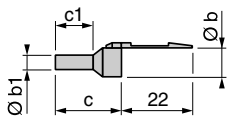
(2) CSA certified products.



DZ5CA●●●●

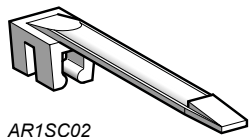


DZ5CA●●●●

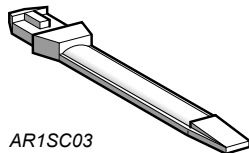


DZ5CA●●●●

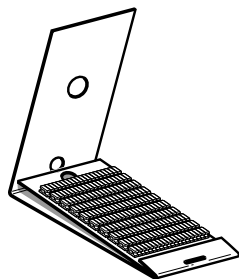
(with clip-in marker tag holder)



AR1SC02



AR1SC03



AR1M●01. AR1MC01●



AT1PA1

Single conductor cable ends with facility for clip-in marker tag holder (DIN 46228)

Conductor c.s.a.	Color	Type	Approximate dimensions				Sold in lots of	Catalog number	Weight per lot	
			mm ²	AWG	Ø b mm	Ø b1 mm				c mm
10	Red	Medium	8	8.4	4.95	21.5	12	1 x 100	DZ5CA102D	0.060 (0.132)
		Long	8	8.4	4.95	27	17.5	1 x 100	DZ5CA103D	0.090 (0.198)
16	Blue	Medium	6	9.8	6.35	23.5	12	1 x 100	DZ5CA162D	0.080 (0.176)
		Long	6	9.8	6.35	29	17.5	1 x 100	DZ5CA163D	0.100 (0.220)
25	Yellow	Long	4	12	8.15	30	17.5	1 x 100	DZ5CA253D	0.156 (0.344)
35	Red	Medium	2	13.5	9	30	16	1 x 20	DZ5CA352D	0.054 (0.119)
		Long	2	13.5	9	39	25	1 x 20	DZ5CA353D	0.060 (0.132)
50	Blue	Medium	0	15.7	11	36	20	1 x 20	DZ5CA502D	0.060 (0.132)
		Long	0	15.7	11	41	25	1 x 20	DZ5CA503D	0.072 (0.159)

Marking accessories for insulated, markable cable ends

Description	Sold in lots of	Catalog number	Weight per lot kg (lbs)	
Clip-on marker tag (1) (for cables 1 to 1.5 mm ²)	100	AR1SC02	0.100 (0.220)	
Clip-in marker tag holder (1) (for single conductor cable ends DZ5CA●●●●)	100	AR1SC03	0.100 (0.220)	
Markers conforming to NF C 93-011 color coding	200	AR1MC01● (2)	0.100 (0.220)	
Wallets of 200 markers for DZ5CA cable ends or clip-on marker tags (3)	1 lot	Letters	AR1MB01 (4)	0.310 (0.683)
		Numbers	AR1MA01 (6)	0.150 (0.331)
	1 card	Letters	AR1MB01● (5)	0.100 (0.220)
		Numbers	AR1MA01● (7)	0.100 (0.220)

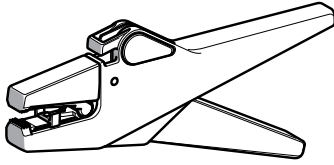
Accessories for fitting markers

Description	Application	Catalog number	Weight kg (lbs)
Tool for quick positioning of AR1 M●01 markers	On cable end tags	AT1PA1	0.010 (0.022)

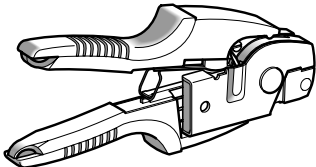
(1) For rapid clip-on mounting of up to 7 markers AR1M●●●.
(2) Complete the catalog number by adding the number indicating the color required:

Number	1	2	3	4	5	6	7	8	9	0
Marker color	Brown	Red	Orange	Yellow	Green	Blue	Violet	Grey	White	Black
Number color	White	Black	Black	Black	Black	Black	Black	Black	Black	White

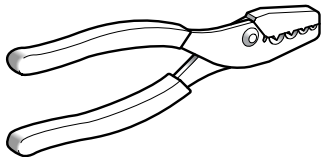
(3) Each lot also comprises 400 ground markers (200 green and 200 yellow), 200 + symbols, 200 – symbols and 1 marker positioning tool.
(4) A to Z (200 of each).
(5) Complete the catalog number by replacing the dot with the required letter. Each lot includes a card of 200 yellow markers with black letters.
(6) 0 to 9 (200 of each).
(7) Complete the catalog number by replacing the dot with the required number. Each lot includes a card of 200 yellow markers with black numbers.



AT1PA7



AT2PE1



AT1PA2



AT1HB2

Cabling accessories

Description	Application	Catalog numbers	Weight kg (lbs)
Automatic wire stripping tool	Strips cable from 0.08 to 4 mm ² and cuts conductors from 0.08 to 6 mm ² . Adjustable stripping and cutting length.	AT1PA7	0.165 (0.364)
Automatic wire cutting/stripping tool	Cuts and strips in a single operation; automatically adapts to conductors from 0.4 to 4 mm ² , without any adjustment or selection.	AT2PE1	0.340 (0.750)
Cable end crimping tools (1)	For cables from 0.5 to 16 mm ²	AT1PA2	0.210 (0.463)
	For cables from 10 to 35 mm ²	AT1PA4	0.210 (0.463)
Storage case (1)	Comprises: - 13 compartments for cable ends - 1 compartment for cutting/stripping tool AT1PA7	AT1HB2	0.480 (1.058)

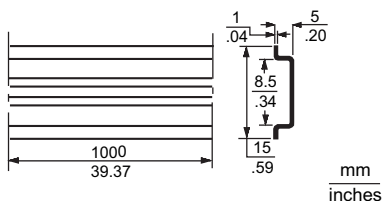
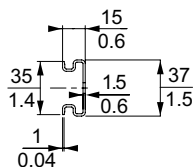
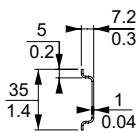
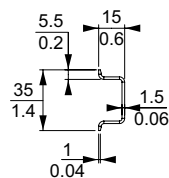
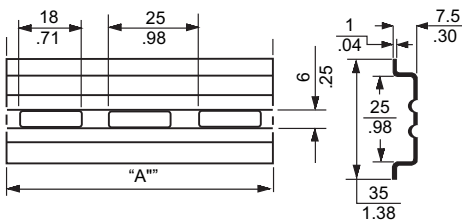
(1) Cable ends: see pages 82 to 85.



9080MH279



9080MH379



Mounting tracks

Description	Length m (in.)	Catalog Number	Std. (1) Pack	Weight kg (lbs)
Class 9080 Type MH●●● Symmetrical rail 35 x 7.5 mm (1.38 x 0.30 in.) in compliance with EN50022 standard (DIN 46277-3)	Galvanized steel (no mounting holes)	0.08 (3)	10	0.023 (0.050)
		0.10 (4)		0.032 (0.070)
		0.13 (5)		0.041 (0.090)
		0.15 (6)		0.050 (0.110)
		0.18 (7)		0.059 (0.130)
		0.20 (8)		0.068 (0.150)
		0.23 (9)		0.077 (0.170)
		0.25 (10)		0.086 (0.190)
		0.28 (11)		0.091 (0.200)
		0.30 (12)		0.100 (0.220)
		0.33 (13)		0.109 (0.240)
		0.36 (14)		0.118 (0.260)
		0.38 (15)		0.127 (0.280)
		0.41 (16)		0.136 (0.300)
		0.43 (17)		0.145 (0.320)
		0.46 (18)		0.154 (0.340)
		0.50 (19.68)		0.172 (0.380)
		1.00 (39.37)		0.336 (0.740)
		2.00 (78.74)		0.649 (1.430)
		Galvanized steel, pre-punched		0.08 (3)
0.10 (4)	9080MH304		0.045 (0.100)	
0.13 (5)	9080MH305		0.054 (0.120)	
0.15 (6)	9080MH306		0.064 (0.140)	
0.18 (7)	9080MH307		0.073 (0.160)	
0.20 (8)	9080MH308		0.082 (0.180)	
0.23 (9)	9080MH309		0.091 (0.200)	
0.25 (10)	9080MH310		0.109 (0.240)	
0.28 (11)	9080MH311		0.118 (0.260)	
0.30 (12)	9080MH312		0.132 (0.290)	
0.33 (13)	9080MH313		0.136 (0.300)	
0.36 (14)	9080MH314		0.145 (0.320)	
0.38 (15)	9080MH315		0.154 (0.340)	
0.41 (16)	9080MH316		0.163 (0.360)	
0.43 (17)	9080MH317		0.172 (0.380)	
0.46 (18)	9080MH318		0.181 (0.400)	
0.50 (19.68)	9080MH320		0.218 (0.480)	
1.00 (39.37)	9080MH339		0.290 (0.640)	
2.00 (78.74)	9080MH379		0.599 (1.320)	
High rise track, aluminum	1.00 (39.37)		9080MH439	2
15 mm depth, 1 mm galvanized steel	2.00 (78.74)	NSYSDR200	20	1.352 (2.980)
7.5 mm depth, 1 mm galvanized steel	2.00 (78.74)	NSYSDR200BD	20	0.599 (1.320)
15 mm depth, 1 mm galvanized steel	2.00 (78.74)	NSYDPR200T	20	1.075 (2.370)
DIN2 Symmetrical 15 mm track EN50045	1.00 (39.37)	AB1PC15	10	0.136 (0.300)

(1) Orders must specify standard packages or multiples of that quantity.

Catalog number	Page(s)	Catalog number	Page(s)	Catalog number	Page(s)	Catalog number	Page(s)
90...		AT...		DZ5CA502	83	NSYTRAATM1	20-33, 42-44, 46-48, 50-53, 60-64, 66, 67, 70, 71
9080MH203	87	AT1	81	DZ5CA502D	85		
9080MH204	87	AT1HB2	86	DZ5CA503	83	NSYTRAATP1	20-33, 42-44, 46-48, 50-53, 60-64, 66, 67, 70, 71
9080MH205	87	AT1P	81	DZ5CA503D	85		
9080MH206	87	AT1PA1	85	DZ5CE	80		
9080MH207	87	AT1PA2	86	DZ5CE002	82	NSYTRAB10	75
9080MH208	87	AT1PA4	86	DZ5CE002L6	82	NSYTRAB1010	75
9080MH209	87	AT1PA7	86	DZ5CE003	82	NSYTRAB10100	75
9080MH210	87	AT2	81	DZ5CE003L6	82	NSYTRAB1020	75
9080MH211	87	AT2PE1	86	DZ5CE005	82	NSYTRAB1030	75
9080MH212	87	AZ...		DZ5CE005D	84	NSYTRAB1040	75
9080MH213	87	AZ5CE	80	DZ5CE005L12	82	NSYTRAB1050	75
9080MH214	87	AZ5CE010	82	DZ5CE005L6D	84	NSYTRAB1060	75
9080MH215	87	AZ5CE015	82	DZ5CE007	82	NSYTRAB1070	75
9080MH216	87	AZ5CE025	82	DZ5CE007D	84	NSYTRAB1080	75
9080MH217	87	AZ5DE	80	DZ5CE007L6	82	NSYTRAB1090	75
9080MH218	87	AZ5DE005	83	DZ5CE007L6D	84	NSYTRAB5	74
9080MH220	87	AZ5DE007	82	DZ5CE010	82	NSYTRAB510	74
9080MH239	87	AZ5DE007D	84	DZ5CE010D	84	NSYTRAB5100	74
9080MH279	87	AZ5DE010	82	DZ5CE010L12	82	NSYTRAB51100	74
9080MH303	87	AZ5DE010D	84	DZ5CE010L6	82	NSYTRAB520	74
9080MH304	87	AZ5DE015	82	DZ5CE010L6D	84	NSYTRAB530	74
9080MH305	87	AZ5DE015D	84	DZ5CE015	82	NSYTRAB540	74
9080MH306	87	AZ5DE025	82	DZ5CE0153	82	NSYTRAB550	74
9080MH307	87	AZ5DE025D	84	DZ5CE0153D	84	NSYTRAB560	74
9080MH308	87	DZ...		DZ5CE015D	84	NSYTRAB570	74
9080MH309	87	DZ5CA	80	DZ5CE015L6	82	NSYTRAB580	74
9080MH310	87	DZ5CA	81	DZ5CE015L6D	84	NSYTRAB590	74
9080MH311	87	DZ5CA002	83	DZ5CE020	82	NSYTRAB5L1N	74
9080MH312	87	DZ5CA003	83	DZ5CE025	82	NSYTRAB6	74
9080MH313	87	DZ5CA005	83	DZ5CE0253	82	NSYTRAB610	74
9080MH314	87	DZ5CA007	83	DZ5CE025D	84	NSYTRAB6100	74
9080MH315	87	DZ5CA010	83	DZ5CE042	82	NSYTRAB61100	74
9080MH316	87	DZ5CA015	83	DZ5CE042D	84	NSYTRAB620	74
9080MH317	87	DZ5CA025	83	DZ5CE043	82	NSYTRAB630	74
9080MH318	87	DZ5CA042	83	DZ5CE062	82	NSYTRAB640	74
9080MH320	87	DZ5CA043	83	DZ5CE062D	84	NSYTRAB650	74
9080MH339	87	DZ5CA062	83	DZ5CE063	82	NSYTRAB660	74
9080MH379	87	DZ5CA063	83	NSY...		NSYTRAB670	74
9080MH439	87	DZ5CA102	83	NSYDPR200T	87	NSYTRAB680	74
AB...		DZ5CA102D	85	NSYSDR200	87	NSYTRAB690	74
AB1PC15	87	DZ5CA103	83	NSYSDR200BD	20-33, 42-44, 46-48, 50-53, 60-64, 66, 67, 70, 71	NSYTRAB6L1N	74
AR...		DZ5CA103D	85			NSYTRAB8	74
AR1M	81	DZ5CA162	83	NSYTRAAB15	34, 35, 54	NSYTRAB810	74
AR1MA01	85	DZ5CA162D	85	NSYTRAAB35	20-33, 42-44, 46-48, 50-53, 60-64, 66, 67, 70, 71	NSYTRAB8100	74
AR1MA01●	85	DZ5CA163	83			NSYTRAB820	74
AR1MB01●	85	DZ5CA163D	85	NSYTRAABV35	20-33, 42-44, 46-48, 50-53, 60-64, 66, 67, 70, 71	NSYTRAB830	74
AR1MC01●	85	DZ5CA253	83			NSYTRAB840	74
AR1SC0	81	DZ5CA253D	85			NSYTRAB850	74
AR1SC02	85	DZ5CA352	83			NSYTRAB860	74
AR1SC03	85	DZ5CA352D	85			NSYTRAB870	74
		DZ5CA353	83			NSYTRAB880	74
		DZ5CA353D	85				

Catalog number	Page(s)	Catalog number	Page(s)	Catalog number	Page(s)	Catalog number	Page(s)
NSYTRAB890	74	NSYTRACR22	60, 62	NSYTRAL23	20, 24, 27, 29, 34, 42, 50-53, 60-62, 64, 66, 67, 70, 71	NSYTRAP22	20, 21, 24, 25
NSYTRABC	76	NSYTRACR22BL	42, 46, 60, 62	NSYTRAL24	20, 24, 27, 29, 34, 42, 50-53, 60-62, 64, 66, 67, 70, 71	NSYTRAP22BL	20, 21, 24, 25
NSYTRABCP1	76	NSYTRACR23	42, 46, 52, 53, 60, 62	NSYTRAL25	20, 24, 27, 29, 34, 42, 50-53, 60-62, 64, 66, 67, 70, 71	NSYTRAP23	26, 28, 30
NSYTRABCP2	76	NSYTRACR23BL	42, 46, 60, 62	NSYTRAL352	21, 25	NSYTRAP24	26, 28
NSYTRABCP3	76	NSYTRACR24	42, 46, 52, 53, 61, 62	NSYTRAL410	20, 24, 26-30, 34, 43, 50, 51, 61, 63, 67, 71	NSYTRAPD12	70, 71
NSYTRABCP4	76	NSYTRACR24BL	42, 46, 61, 62	NSYTRAL410BL	20, 34, 43, 61	NSYTRAPD13	70
NSYTRABCV	76	NSYTRACR42	43, 47, 61, 63, 67	NSYTRAL410GR	20, 34, 43, 61	NSYTRAPE24	27, 29, 30
NSYTRABCV23	76	NSYTRACR43	43, 47	NSYTRAL42	20, 24, 26-30, 34, 43, 50, 51, 61, 63, 67, 71	NSYTRAPEN2	77
NSYTRABCV35	76	NSYTRACR44	43, 47	NSYTRAL420	20, 24, 26-30, 34, 43, 50, 51, 61, 63, 67, 71	NSYTRAPEN3	77
NSYTRABCV58	76	NSYTRACR62	43, 48	NSYTRAL43	20, 24, 26-30, 34, 43, 50, 51, 61, 63, 67, 71	NSYTRAPLOT	77
NSYTRABF5	75	NSYTRACR63	44	NSYTRAL44	20, 24, 26-30, 34, 43, 50, 51, 61, 63, 67, 71	NSYTRAPM22	34, 35
NSYTRABF510	75	NSYTRACRE24	50, 51, 64	NSYTRAL45	20, 24, 26-30, 34, 43, 50, 51, 61, 63, 67, 71	NSYTRAPR23	42, 46, 52, 53, 60, 62, 66
NSYTRABF520	75	NSYTRACRE26	50	NSYTRAL502	21	NSYTRAPR24	42, 46, 52, 53, 61, 62, 66, 67
NSYTRABF530	75	NSYTRACRE44	50, 51	NSYTRAL503	21	NSYTRAPR42	42, 43, 46, 47, 60, 61, 62, 63
NSYTRABF540	75	NSYTRACRM22	54, 55	NSYTRAL610	20, 24, 32, 33, 43, 44, 48	NSYTRAPT16	21
NSYTRABF550	75	NSYTRACRMF22	55	NSYTRAL610BL	20, 43, 44	NSYTRAPT35	21
NSYTRABF6	75	NSYTRACRS10	21, 25	NSYTRAL610GR	20, 43, 44	NSYTRASB4	20-35, 42-44, 46-48, 50-55, 60-64, 66, 67, 70, 71
NSYTRABF610	75	NSYTRACRS2	20, 24, 27, 29	NSYTRAL62	20, 24, 32, 33, 43, 44, 48	NSYTRASF520	30, 53, 67
NSYTRABF620	75	NSYTRACRS4	20, 24, 26-30	NSYTRAL63	20, 24, 32, 33, 43, 44, 48	NSYTRASF520B	30, 53, 67
NSYTRABF630	75	NSYTRACRS6	20, 24	NSYTRAL702	22	NSYTRASF520M	30, 53, 67
NSYTRABF640	75	NSYTRACRSR10	44, 48	NSYTRAL952	22, 23	NSYTRASJ2	32
NSYTRABF650	75	NSYTRACRSR2	42, 46, 50-53	NSYTRALF1610	31	NSYTRASJ3	32
NSYTRABFPV5	75	NSYTRACRSR4	43, 47, 50, 51	NSYTRALM22	54, 55	NSYTRASJ4	32
NSYTRABFPV6	75	NSYTRACRSR6	43, 44, 48	NSYTRALR102	44	NSYTRASJ6	32
NSYTRABMP1	74, 77	NSYTRACT22	32, 33	NSYTRALR162	44	NSYTRASV1	30, 53, 67
NSYTRABMP2	75, 77	NSYTRADR155	34, 35, 54	NSYTRALR62	43, 44	NSYTRASV2	30, 53, 67
NSYTRABMP3	77	NSYTRAFT	20, 21, 24-30, 32, 33, 42-44, 46-48, 50-53, 60-64, 66, 67, 70, 71	NSYTRALV102	21	NSYTRH12	59, 70
NSYTRABPV5	74	NSYTRAFTAR	32, 33	NSYTRALV162	21	NSYTRH12PE	59, 71
NSYTRABPV6	74	NSYTRAFTGN	32, 33	NSYTRALV24	27	NSYTRH13	59, 70
NSYTRABPV8	74	NSYTRAFTYE	32, 33	NSYTRALV24R	50, 64	NSYTRH22	59, 71
NSYTRAC162	21, 25	NSYTRAL102	21, 25, 44, 48	NSYTRALV352	21	NSYTRP22	58, 60
NSYTRAC162	25	NSYTRAL1502	23	NSYTRALV62	20	NSYTRP22AR	58, 60
NSYTRAC22	20, 21, 24, 25	NSYTRAL162	21, 25, 44, 48	NSYTRALVR102	21	NSYTRP22BL	58, 60
NSYTRAC22BL	20, 21, 24, 25	NSYTRAL210	20, 24, 27, 29, 34, 42, 50-53, 60-62, 64, 66, 67, 70, 71	NSYTRALVR162	21	NSYTRP22PE	58, 62
NSYTRAC23	26, 28	NSYTRAL210BL	20, 34, 42, 60, 61	NSYTRALVR352	21	NSYTRP22SC	59, 66
NSYTRAC24	26, 28	NSYTRAL210GR	20, 34, 42, 60, 61	NSYTRALVR62	20	NSYTRP22TB	59, 67
NSYTRAC952	22, 23	NSYTRAL22	20, 24, 27, 29, 34, 42, 50-53, 60-62, 64, 66, 67, 70, 71	NSYTRALVR352	21	NSYTRP23	58, 60
NSYTRACE24	27, 29, 30	NSYTRAL220	20, 24, 27, 29, 34, 42, 50-53, 60-62, 64, 66, 67, 70, 71	NSYTRALVR62	20	NSYTRP23AR	58, 60
NSYTRACE26	27					NSYTRP23BL	58, 60
NSYTRACEP24	27, 29, 30					NSYTRP23PE	58, 62
NSYTRACH12	70, 71					NSYTRP23SC	59, 66
NSYTRACH13	70					NSYTRP24	58, 61
NSYTRACH22	71					NSYTRP24BL	58, 61
NSYTRACM22	34, 35					NSYTRP24D	59, 64
NSYTRACP1	22, 23					NSYTRP24DBL	59, 64
NSYTRACP43	61, 63					NSYTRP24DPE	59, 64
NSYTRACP44	61, 63					NSYTRP24PE	58, 62
NSYTRACPK22	66, 67					NSYTRP24SC	59, 66
NSYTRACPK23	66					NSYTRP42	58, 61
NSYTRACPK24	66						
NSYTRACR102	44, 48						
NSYTRACR162	44, 48						
NSYTRACR22	42, 46						

Catalog number	Page(s)	Catalog number	Page(s)	Catalog number	Page(s)
NSYTRP42BL	58, 61	NSYTRR26TBL	40, 50	NSYTRV42SF5	18, 31
NSYTRP42PE	58, 63	NSYTRR42	38, 43	NSYTRV42SF5LA	31
NSYTRP42TB	59, 67	NSYTRR42AR	38, 43	NSYTRV42SF5LD	18, 31
NSYTRP43	58, 61	NSYTRR42BL	38, 43	NSYTRV42SF6	18, 31
NSYTRP43BL	58, 61	NSYTRR42PE	39, 47	NSYTRV42SF6LA	31
NSYTRP43PE	58, 63	NSYTRR43	38, 43	NSYTRV42SF6LD	18, 31
NSYTRP44	58, 61	NSYTRR43BL	38, 43	NSYTRV42ST	18, 30
NSYTRP44BL	58, 61	NSYTRR43PE	39, 47	NSYTRV42STAR	18, 30
NSYTRP44PE	58, 63	NSYTRR44	38, 43	NSYTRV42TB	18, 30
NSYTRR102	38, 44	NSYTRR44BL	38, 43	NSYTRV42WH	16, 20
NSYTRR102BL	38, 44	NSYTRR44D	40, 50	NSYTRV43	18, 26
NSYTRR102PE	39, 48	NSYTRR44DBL	40, 50	NSYTRV43BL	26
NSYTRR162	38	NSYTRR44DPE	40, 51	NSYTRV43PE	17, 18, 28
NSYTRR162BL	38	NSYTRR44PE	39, 47	NSYTRV44	18, 26
NSYTRR162PE	39, 48	NSYTRR62	38, 43	NSYTRV44BL	26
NSYTRR22	38, 42	NSYTRR62BL	38, 43	NSYTRV44D	18, 27
NSYTRR22AR	38, 42	NSYTRR62PE	39	NSYTRV44DBL	27
NSYTRR22BL	38, 42	NSYTRR63	38, 44	NSYTRV44DPE	18, 29
NSYTRR22M	41, 54	NSYTRV102	16, 21	NSYTRV44PE	17, 18, 28
NSYTRR22MBL	41, 54	NSYTRV102BL	16, 21	NSYTRV502	16
NSYTRR22MF	41, 55	NSYTRV102PE	17, 25	NSYTRV502BL	16
NSYTRR22MFBL	41, 55	NSYTRV1502BB	17, 23	NSYTRV502PE	17, 25
NSYTRR22MFF	41, 55	NSYTRV162	16, 21	NSYTRV62	16, 20
NSYTRR22MP	41, 55	NSYTRV162BL	16, 21	NSYTRV62BL	16, 20
NSYTRR22MPBL	41, 55	NSYTRV162PE	17, 25	NSYTRV62PE	17, 24, 48
NSYTRR22MPE	41, 54	NSYTRV162SF	18, 31	NSYTRV62TT	32
NSYTRR22PE	39, 46	NSYTRV22	16, 20	NSYTRV62TTD	19, 32
NSYTRR22SC	40, 52	NSYTRV22AR	16, 20	NSYTRV62TTPE	19, 33
NSYTRR22SCAR	40, 52	NSYTRV22BL	16, 20	NSYTRV702	16, 22
NSYTRR22TB	40, 53	NSYTRV22M	19, 34	NSYTRV952BB	17, 22
NSYTRR23	38, 42	NSYTRV22MBL	19, 34	NSYTRV952BC	17, 23
NSYTRR23AR	38, 42	NSYTRV22MPE	19, 35		
NSYTRR23BL	38, 42	NSYTRV22PE	17, 24		
NSYTRR23PE	39, 46	NSYTRV22RD	16, 20		
NSYTRR23SC	40, 52	NSYTRV22WH	16, 20		
NSYTRR23SCAR	40, 52	NSYTRV24D	18, 27		
NSYTRR23TB	40, 53	NSYTRV24DPE	18, 29		
NSYTRR24	38, 42	NSYTRV26T	18, 27		
NSYTRR24AR	38, 42	NSYTRV352	16, 21		
NSYTRR24BL	38, 42	NSYTRV352BL	16, 21		
NSYTRR24D	40, 50	NSYTRV352PE	17, 25		
NSYTRR24DBL	40, 50	NSYTRV42	16, 20		
NSYTRR24DPE	40, 51	NSYTRV42AR	16, 20		
NSYTRR24M	41, 54	NSYTRV42BK	16, 20		
NSYTRR24MBL	41, 54	NSYTRV42BL	16, 20		
NSYTRR24MF	41, 54	NSYTRV42GN	16, 20		
NSYTRR24MFBL	41, 54	NSYTRV42M	19, 34		
NSYTRR24MFF	41, 54	NSYTRV42MBL	19, 34		
NSYTRR24MP	55	NSYTRV42MPE	19, 35		
NSYTRR24MPBL	55	NSYTRV42PE	17, 24		
NSYTRR24PE	39, 46	NSYTRV42RD	16, 20		
NSYTRR24SCD	40, 53	NSYTRV42SC	18, 30		
NSYTRR26T	40, 50	NSYTRV42SCD	18, 30		

Schneider Electric USA, Inc.

1415 S. Roselle Road
Palatine, IL 60067 USA
1-888-778-2733
www.schneider-electric.us

Electrical equipment should be installed, operated, serviced, and maintained only by qualified personnel. No responsibility is assumed by Schneider Electric for any consequences arising out of the use of this material.

© 2013 Schneider Electric. All Rights Reserved.

Schneider Electric and Linergy are trademarks owned by Schneider Electric Industries SAS or its affiliated companies. All other trademarks are the property of their respective owners.

9080CT1301, 04/2013