


SWITCHES  
AND  
SOCKETS



# RENOVA

GENERAL CATALOGUE

**Schneider**  
 Electric™

# LIFE IS ON

Your home is more than four walls; it is a living, breathing space. The sanctuary where your journey unfolds and evolves. A place for every mood and any occasion. Your home is full of life, love, laughter, family, friends and fun. We help adapt your home to the rhythm of your life. We provide ingeniously designed solutions to enhance your life. We create technology that brings your home to life.

# Contents

Design overview .....	4
Renova Original .....	6
Renova Glass .....	8
Renova Effect .....	10
Renova Functions .....	12
Flexibility .....	14
Practical recommendations .....	15
Renova system.....	16
Range .....	19



P1000001038



## RENOVA ORIGINAL

### TIMELESS BEAUTY

Sophisticated aesthete who desire contemporary design that never gets out of style will addict to the nostalgic, aesthetic shapes. Underlined by a large number of modern functions, Renova Original blends perfectly with all requirements on classical architecture.



P1000001033



## RENOVA GLASS

### URBAN VANGUARD

Sourcing elegant high-quality materials like glass, this vanguard design variant perfectly complement your modern interior. The timeless white and black combined with the elegantly sleek material match the novel architectural style of functionalism, lending a retro touch to your urban home.



## RENOVA EFFECT

### MAGNIFICENT ELEGANCE

Home-proud dwellers who love nature will get a charge out of this mineral- and wood-toned colour palette. A modern photographic technique makes Renova Effect available with a metallic, wooden or marble finishing, thus enhancing the elegance of an aged classic interior.

## FULL FLEXIBILITY

### CLEVER AND SMART

Simplify your life with smart and practical functions generating added value to the out-standing design of Renova. Various electrical inserts, crafty wallpaper protectors or the unique frame system for combination mounting you easily create the set of wiring devices you need.

RENOVA  
ORIGINAL




Every-  
thing was not better in  
the good old days. But a lot of things  
were often more beautiful. So if you are thinking  
of renovating, modernizing or complementing electric  
installations in an established environment, do not miss  
Renova. With its timeless, classic appearance this design  
range offers a number of remarkable features: black and white

## T I M E L E S S   B E A U T Y

finishing, from ancient like rotary switches to modern dimmers  
and data outlets, all rounded in sophisticated shape – Renova  
blends with your classical ambience, perfectly suiting  
your desire.



**RENOVA  
GLASS**





# URBAN VANGUARD IN GLASS

Elegant and affordable, these switches are made of high-quality material, enhancing your decoration and adding a dash of purity. Since glass made a big entrance in the 1920s' architecture, this elegantly sleek material perfectly matches the novel architectural style of functionalism. Renova Glass captures this look, but thanks to its simple and pure design entirely flows into urban, public environments as well as highly sophisticated interiors. Design variants are available with a black or white base, housing one, two or three devices.



RENOVA  
EFFECT



# MAGNIFICENT EFFECTS

Challenging or enhancing exclusivity in a luxurious room? Creating contrasts between old environments and modern furnishing? Complement your black or white Renova switches and accessories with the magnificent Renova Effect range.

Those cover frames have been draped under a surface of photographic foil.



Choose between walnut or marble in white or black. Or do you desire bold and shimmering metallic surface in stainless steel, titanium, bronze or copper? With its deep, intense colouring, Renova Effect will bring a cutting-edge touch to your elegant decoration.



RENOVA  
FUNCTIONS




From classical electronic functions (lighting dimmers, timers and movement detectors) to highly evolved multimedia outlets (Standard Radio/TV to Multimedia and Satellite) Renova is what you are looking for if you aspire to have the pleasure of nice elderly look equipped with unique accessories, all meeting today's demands on electric safety

## ICONIC IN DESIGN AND FUNCTION

and comfort. Smart properties like wallpaper protectors or the easy click-in technique for comfortable mounting of 2- and 5-gang combinations (even more if you want to) will further simplify your

Renova installation.



# ENJOY MORE FLEXIBILITY

Renova contributes to environmental protection through various control features. As a matter of course, it also stands for a responsible use of resources. Therefore Renova is delivered with separate E-numbers, namely one for the insert and another one for the frame. So there won't be any left-over of components after installation, thus leading to reduced waste and costs.



There is a variety of mixing and matching designs by choosing from two basic colours for switches and socket outlets plus different frames in several colours and material.



# PRACTICAL RECOMMENDATIONS

## WALLPAPER PROTECTORS



Probably you've noticed stains and marks on the wallpaper around your outlets. Let tricks from former times solve your problem. The Renova wallpaper protectors will reduce the wear and tear! In addition to the protective function they will also re-create that authentic feeling of an older house and cover marks from previous installations. The wallpaper protectors are available in a white, black or transparent version, and for single or combination mounting. Electric devices don't need to be removed when applying the wallpaper protector, so the protection can easily be installed.



## COMBINATION FRAMES

Renova has a unique system of frames for combination mounting. You do not need to have a lot of different frames to do your combination installations. Starting with a pair of end frames and adding middle frames you can create all the combinations of wiring devices you need. With the click-in technique mounting is easily done and the c/c-distance is 71 mm to fit box combinations.



## SURFACE MOUNTING

Renova can be mounted in flush-mounted or surface mounted boxes. A junction box is also available, with or without terminal block. For surface mounting use a round or oval box in white or black. The boxes suit the whole range except glass frames. All boxes have entries for neutral conductors and knock-outs for conduits. When making connections in the junction box you will notice the generous space and the smart terminal block.

**RENOVA  
SYSTEM**





# SWITCHES + SOCKET OUTLETS

Explore new and better solutions with the updated Renova switch inserts. The system is based on some established installation traditions combined with a number of innovations like an easier entrance hole for wires or even bigger release buttons.




P119985

Low depth




P119980

Conic entry holes



P119983

Enlarged release levers



P119984

Easy mounting of return spring



P119981

Measuring holes in the front



P119982

Lamp can easily be added

Furthermore Renova offers a new single socket outlet with an improvement on entrance holes and bigger release buttons, thus leading to a more easy and fast installation.



Conic entry holes



Enlarged release levers

**RENOVA  
RANGE**



## Rocker switches

Type	Colour	Qty/pack	Ref. No
<b>Rocker switches</b>			
Switches 16 A for flush mounting in box c/c 60 or surface in surface-mounted box 22 mm. Screwless connection. Snap-in mounting of rockers and mounting frame. The switches have two neutral extra terminals except 2 x 2-way, (6+6). Supplied with claws. To be completed with Renova frame.			
2-pole screwless	White	5	WDE011006
	Black	5	WDE011206
Two-circuit screwless	White	5	WDE011016
	Black	5	WDE011216
Two-way screwless	White	5	WDE011021
	Black	5	WDE011221
2 x two-way screwless	White	5	WDE011026
	Black	5	WDE011226
Intermediate screwless	White	5	WDE011031
	Black	5	WDE011231

## Rotary switches

Type	Colour	Qty/pack	Ref. No
<b>Rotary switches</b>			
Rotary switch 10 A for flush mounting in box c/c 60 or surface in surface-mounted box 35 mm. Screw connection. Screw fixing of the knob. To be completed with Renova frame.			
Two-circuit	White	5	WDE011066
	Black	5	WDE011266
Two-way	White	5	WDE011068
	Black	5	WDE011268

## Rocker push-buttons

Type	Colour	Qty/pack	Ref. No
<b>Rocker push-buttons</b>			
Push-buttons 16 A for flush mounting in box c/c 60 or surface in surface-mounted box 22 mm. Screwless connection. Snap-in mounting of rockers and mounting frame. Supplied with claws. To be completed with Renova frame.			
Two-way screwless	White	5	WDE011002
	Black	5	WDE011202
Push-button jalusi screwless	White	5	WDE011054
	Black	5	WDE011254
<b>Rocker push-buttons with LED</b>			
Push-buttons with red LED indication 16 A for flush mounting in box c/c 60 or surface in surface-mounted box 22 mm. Screwless connection. Snap-in mounting of rockers and mounting frame. The push-buttons have two neutral extra terminals. Supplied with claws. To be completed with Renova frame.			
Two-way with signal lamp screwless	White	5	WDE011004
	Black	5	WDE011204

## Control Switches

Type	Colour	Qty/pack	Ref. No
<b>Control Switches</b>			
Switches 16 A with red LED indication for flush mounting in box c/c 60 or surface in surface-mounted box 22 mm. Screwless connection. Snap-in mounting of rockers and mounting frame. The push-buttons have two neutral extra terminals. Supplied with claws. To be completed with Renova frame.			
2-pole screwless	White	5	WDE011062
	Black	5	WDE011262

## Push-buttons

Type	Colour	Qty/pack	Ref. No
<b>Parallell push-buttons</b>			
Parallel Push-button, 1A with red or stainless steel button. For flush mounting in box c/c 60 mm or surface mounting in box 35 mm. Screwless connection. Including E10 lamp except for the version with stainless steel button. Screw fastening of the center plate. Supplied with claws. To be completed with Renova frame.			
1-pole, stainless steel button screwless	White	5	WDE011043
	Black	5	WDE011243
1-pole red button and lamp, screwless	White	5	WDE011048
	Black	5	WDE011248
1-pole red button and separate lamp-circuit, screwless	White	5	WDE011053
	Black	5	WDE011253
<b>Low voltage push buttons</b>			
Low voltage Push-button with red LED. 1, 2 or 4 buttons with impulse function. Separate lamp circuits. Screw connection. 400 mA, 12 - 24V AC or 12 - 30V DC. For flush mounting in a box c/c 60 mm or surface in surface-mounted box 35 mm. To be completed with Renova frame.			
1-pole	White	1	WDE011070
	Black	1	WDE011270
2-pole	White	1	WDE011071
	Black	1	WDE011271

## Rocker switches

<b>Low voltage push buttons cont.</b>			
4-pole	White	1	WDE011072
	Black	1	WDE011272

## Light signals

<b>Light signals</b>			
Light signal, 1 A with red lens. For flush IP20 mounting in box c/c 60 mm or surface mounting in box 35 mm. Screwless connection. Including E10 lamp. Screw fastening of the center plate. Supplied with claws. To be completed with Renova frame.			
Light signal with red lense	White	5	WDE011080
	Black	5	WDE011280



## Blind center plates

<b>Blind center plates</b>			
Blind center plate including fixing frame. To be completed with Renova frame.			
Blind cover	White	5	WDE011090
	Black	5	WDE011290


## Socket outlets

<b>Single socket outlets</b>			
1-way socket outlet, 16 A, for combination mounting. With shutters. Screwless or screw connections. For flush mounting in a box c/c 60 mm or surface in surface-mounted box 35 mm. To be completed with Renova frame.			
One-way unearthed screw, with claws	White	5	WDE011101
	Black	5	WDE011301
One-way earthed, screwless, with claws	White	5	WDE011103
	Black	5	WDE011303
One-way earthed, screw without claws	White	5	WDE011105
	Black	5	WDE011305



## Socket outlets

Type	Colour	Qty/pack	Ref. No	
<b>Double socket outlets</b>				
2-way socket outlets, 16 A, screw connections. With shutters. For flush mounting in a box c/c 60 mm or surface mounting in surface mounted box 25 mm. The socket outlets have two neutral extra terminals except outlets with 2 circuits. To be completed with Renova frame.				
	Two-way unearthed, screw, with claws	White Black	5 5	WDE011121 WDE011321
	Two-way earthed, screw, with claws	White Black	5 5	WDE011122 WDE011322
	Two-way earthed, screw, without claws	White Black	5 5	WDE011127 WDE011327
	Two-way earthed 2-circuits, screw, with claws	White Black	5 5	WDE011126 WDE011326

## Luminaire outlets

Type	Colour	Qty/pack	Ref. No	
<b>Luminaire outlets</b>				
Luminaire outlet for wall mounting, 6 A, screwless connection. For flush mounting in a box c/c 60 mm, a junction box c/c 67 mm or in a surface box 22 mm. To be completed with Renova frame.				
	230 VAC- 2-pole unearthed	White Black	5 5	WDE011140 WDE011340
	230 VAC- 2-pole earthed	White Black	5 5	WDE011141 WDE011341

## Boxes

Type	Colour	Qty/pack	Ref. No	
<b>Surface boxes</b>				
Surface boxes for single devices and for double socket outlets. Fixing holes for mounting over flush box c/c 60 mm. Knock-outs in bottom. To be completed with Renova frame.				
	Low 1-gang 22 mm	White Black	5 5	WDE011150 WDE011350
	High 1-gang 35 mm	White Black	5 5	WDE011151 WDE011351
	Ovalform for double socket outlets 25 mm	White Black	5 5	WDE011152 WDE011352

## Boxes

Type	Colour	Qty/pack	Ref. No
------	--------	----------	---------

### Junction boxes

Junction box for surface mounting, Ø83 mm. Without terminals or with 5-pole terminal.

Without terminals	White	5	WDE011160
	Black	5	WDE011360

With 5-pole terminal	White	5	WDE011161
	Black	5	WDE011361



ELP05247, ELP05249 ELP05247, ELP05249

## Cover frames

### 1-gang

One way frames for single Renova devices. For flush mounting or surface mounting at surface boxes. The metallic, wood and stone look-alike frames are made in painted plastic.



White	5	WDE011400
Black	5	WDE011420
Stainless steel	1	WDE011440
Bronze	1	WDE011444
Copper	1	WDE011448
Titanium	1	WDE011452
Walnut	1	WDE011456
White marble	1	WDE011460
Black marble	1	WDE011464

### Cover frames combination

Outer combination frames for two-gang combination of Renova devices. For flush mounting. The metallic, wood and stone look-alike frames are made in painted plastic.



White	2	WDE011402
Black	2	WDE011422
Stainless steel	2	WDE011441
Bronze	2	WDE011445
Copper	2	WDE011449
Titanium	2	WDE011453
Walnut	2	WDE011457
White marble	2	WDE011461
Black marble	2	WDE011465

## Cover frames

### Middle cover frames combination

Middle combination frames for multi combination of Renova devices. Is used in between two cover frames. For flush mounting. The metallic, wood and stone look-alike frames are made in painted plastic.



White	1	WDE011403
Black	1	WDE011423
Stainless steel	1	WDE011442
Bronze	1	WDE011446
Copper	1	WDE011450
Titanium	1	WDE011454
Walnut	1	WDE011458
White marble	1	WDE011462
Black marble	1	WDE011466

### For double socket outlet

Frames for double socket outlets. For flush mounting or surface mounting at surface boxes. The metallic, wood and stone look-alike frames are made in painted plastic.



White	5	WDE011404
Black	5	WDE011424
Stainless steel	1	WDE011443
Bronze	1	WDE011447
Copper	1	WDE011451
Titanium	1	WDE011455
Walnut	1	WDE011459
White marble	1	WDE011463
Black marble	1	WDE011467

### Cover frames in glass

Frames 1 to 3-gang and for double socket outlets. For flush mounting. In glass.



1-gang	White	1	WDE011406
	Black	1	WDE011426

P112821, P112820

# Cover frames and inserts

## Cover frames

Type	Colour	Qty/pack	Ref. No
<b>Cover frames in glass</b>			
2-gang	White	1	WDE011407
	Black	1	WDE011427
3-gang	White	1	WDE011408
	Black	1	WDE011428
For double socket outlet	White	1	WDE011409
	Black	1	WDE011429

## Wall paper protection

<b>Wall paper protection for covering around a single Renova insert. Ø116 mm.</b>			
Wall paper protection	White	1	WDE011500
	Black	1	WDE011503
	Transparent	1	WDE011506
<b>Wall paper protection for covering around a 2-gang combination of Renova insert. Ø116 mm</b>			
Wall paper protection combi mounting outer	White	2	WDE011501
	Black	2	WDE011504
	Transparent	2	WDE011507
<b>Wall paper protection for covering around a multi-gang combination of Renova insert. Ø116 mm</b>			
Wall paper protection combi mounting middle	White	1	WDE011502
	Black	1	WDE011505
	Transparent	1	WDE011508

## Switch accessories

<b>Separate rockers with printed symbols suitable for S90 switches and push-buttons.</b>			
Rocker with printed symbol "KEY" suitable for S90 switch	White	1	WDE011520
	Black	1	WDE011527
Rocker with printed symbol "BELL" suitable for S90 switch	White	1	WDE011521
	Black	1	WDE011528
Rocker with printed symbol "LAMP" suitable for S90 switch	White	1	WDE011522
	Black	1	WDE011529

## Switch accessories

Type	Colour	Qty/pack	Ref. No
<b>Separate rockers with printed symbols suitable for S100 switches and push-buttons.</b>			
Rocker with printed symbol "KEY" suitable for S100 switch	White	1	WDE011530
	Black	1	WDE011533
Rocker with printed symbol "BELL" suitable for S100 switch	White	1	WDE011531
	Black	1	WDE011534
Rocker with printed symbol "LAMP" suitable for S100 switch	White	1	WDE011532
	Black	1	WDE011535
<b>Separate knobs with printed symbols for parallel push-buttons.</b>			
Red knob with symbol "KEY"	Red	1	WDE011523
Red knob with symbol "BELL"	Red	1	WDE011524
Red knob with symbol "LAMP"	Red	1	WDE011525
Stainless steel knob with symbol "BELL"	Stainless steel	1	WDE011526

## Dimmers

<b>Dimmer transistor 315/630W/VA</b>			
Transistor dimmer 20-315 W 20-630 W. Rotary dimmer for dimming of incandescent, 230V halogen lamps (R) and most types of electronic transformers (C). Screw terminals. Switched on and off via pushing at the knob. 2-way function in combination with switches. IP20. For flush mounting in a box c/c 60 mm or surface in surface-mounted box 35 mm. To be completed with Renova frame.			
Dimmer transistor 315 W	White	1	WDE011600
	Black		WDE011607
Dimmer transistor 630 W	White	1	WDE011601
	Black		WDE011608

## Dimmers

<b>Universal dimmer 420 W/VA</b>			
Universal dimmer 20-420W/VA. Rotary dimmer for dimming of incandescent, 230 VAC halogen lamps (R) and most types of electronic (C)/conventional/iron core transformers (L). Different transformer types cannot be mixed. Screw terminals. Switched on and off via pushing at the knob. 2-way function in combination with switches. IP20. For flush mounting in a box c/c 60 mm or surface in surface-mounted box 35 mm. To be completed with Renova frame.			
Dimmer universal 420 W/VA	White	1	WDE011605
	Black		WDE011612
<b>Potentiometer HF-units 1-10V</b>			
Potentiometer 1-10 V. Rotary potentiometer for controlling HF ballast. 1-pole, nominal load 400VA at 1,7 A. Screw terminals. Switched on and off via pushing at the knob. IP20. For flush mounting in a box c/c 60 mm or surface in surface-mounted box 35 mm. To be completed with Renova frame.			
Dimmer HF-unit 1-10 V	White	1	WDE011603
	Black		WDE011610



## Speed controller

Type	Colour	Qty/pack	Ref. No
<b>Speed controller</b>			
Speed controller 20-400VA. 1-pole speed controller for control of 1- asynchronous motors. Screw terminals. The speed controller starts at 100 %. This is to get the maximum torque of the engine during starting. IP20. For flush mounting in a box c/c 60 mm or surface in surface-mounted box 35 mm. To be completed with Renova frame.			
Speed controller 400 VA	White	1	WDE011604
	Black	1	WDE011611

## Timers

Type	Colour	Qty/pack	Ref. No
<b>Timers 2-pole</b>			
Electronic timer 2-pole 10 A. Adjustable between 15, 30 min and 1, 2, 4, and 8 hours delaying time. Requires neutral wire. Screw connection. For flush mounting in a box c/c 60 mm or surface in surface-mounted box 35 mm. To be completed with Renova frame.			
Timer 2-pole	White	1	WDE011614
	Black	1	WDE011618

## Movement detectors

Type	Colour	Qty/pack	Ref. No
<b>Movement detectors PIR</b>			
Movement detector (PIR) 180 °, maximum load 500-2300 W/VA depending on the type of load. For resistive (R), capacitive (C) or inductive (L) loads such as electronic Transformers (C) or conventional-/iron core transformer (L). The different type of loads can be mixed. Requires neutral conductor. Screw connection. Detection angle 180 ° Adjustable time 1 s-20 min and light value 5-1000 lux. Mounting height 1 - 1.5 m above the floor. For flush mounting in a box c/c 60 mm or surface in surface-mounted box 35 mm. To be completed with Renova frame.			
PIR 2300 VA	White	1	WDE011617
	Black	1	WDE011621

## Thermostats

Type	Colour	Qty/pack	Ref. No
<b>Thermostats</b>			
Electronic thermostat 2-pole 16 A with screw terminals. LED indicating green = running, red = active. Temperature range +5 ° C to +50°C. Difference between on-off 1°C. For flush mounting in a box c/c 60 mm or surface in surface-mounted box 35 mm. To be completed with Renova frame.			
Room Thermostat 16 A	White	1	WDE011622
	Black	1	WDE011624
Floor Thermostat 16 A	White	1	WDE011623
	Black	1	WDE011625

## Center plates

Type	Colour	Qty/pack	Ref. No
<b>Center plates RJ45 Actassi modular outlets</b>			
Center plate for one or two Actassi modular outlets. For flush mounting in a box c/c 60 mm or surface mounting in surface-mounted box 35 mm. Delivered including modular mounting frames. To be completed with Renova frame			
Actassi center plate 1 x Actassi RJ4 5outlets	White	1	WDE011700
	Black	1	WDE011702
Actassi center plate 2 x Actassi RJ4 5outlets	White	1	WDE011701
	Black	1	WDE011703

## Antenna outlets

Type	Colour	Qty/pack	Ref. No
<b>R/TV outlets</b>			
Antenna outlets standard radio/TV: to distribute radio and TV signals through tree networks. For flush mounting in a box c/c 60 mm or surface in surface-mounted box 35 mm. To be completed with Renova frame			
Terminal antenna outlet R/TV- S1T1	White	1	WDE011720
	Black	1	WDE011740
Intermediate antenna outlet R/TV- S6	White	1	WDE011721
	Black	1	WDE011741
Intermediate antenna outlet R/TV- S8	White	1	WDE011722
	Black	1	WDE011742

## Antenna outlets

P143314, P140937



Type	Colour	Qty/pack	Ref. No
Intermediate antenna outlet R/TV- S10	White	1	WDE011723
	Black	1	WDE011743

P143314, P140937



Intermediate antenna outlet R/TV- S13	White	1	WDE011724
	Black	1	WDE011744

### R/TV Data outlets

Antenna outlets R/TV Data for multi media: to distribute signals through tree networks. Multi media outlets is designed for networks with reserved space for TV, radio and data connections. For flush mounting in a box c/c 60 mm or surface in surface-mounted box 35 mm. To be completed with Renova frame.

P140936, P140938



Intermediate antenna outlet R/TV/D- M8	White	1	WDE011725
	Black	1	WDE011745

P140936, P140938



Intermediate antenna outlet R/TV/D- M10	White	1	WDE011726
	Black	1	WDE011746

P140936, P140938



Intermediate antenna outlet R/TV/D- M13	White	1	WDE011727
	Black	1	WDE011747

### R/TV/SAT outlets

Antenna outlets R/TV/SAT with satellite outlet: to distribute radio, TV and SAT signals through tree networks. The outlet is used where you have chosen to connect the common antenna with the signal from a satellite dish. For flush mounting in a box c/c 60 mm or surface in surface-mounted box 35 mm. To be completed with Renova frame.

P143315, P140938



End antenna outlet R/TV/SAT- X0	White	1	WDE011728
	Black	1	WDE011748

P143315, P140938



Intermediate antenna outlet R/TV/SAT- X10	White	1	WDE011729
	Black	1	WDE011749

P143315, P140938



Intermediate antenna outlet R/TV/SAT- X13	White	1	WDE011730
	Black	1	WDE011750

## Telephone outlets

### Telephone outlets

Telephone outlets Swedish standard. For flush mounting in a box c/c 60 mm or surface in surface-mounted box 22 mm. To be completed with Renova frame

P140939, P140940



Telephone outlet 4-pole Sweden	White	1	WDE011770
	Black	1	WDE011771

WDE011002	19	WDE011423	22	WDE011625	25
WDE011004	19	WDE011424	22	WDE011700	25
WDE011006	19	WDE011426	22	WDE011701	25
WDE011016	19	WDE011427	23	WDE011702	25
WDE011021	19	WDE011428	23	WDE011703	25
WDE011026	19	WDE011429	23	WDE011720	25
WDE011031	19	WDE011440	22	WDE011721	25
WDE011043	20	WDE011441	22	WDE011722	25
WDE011048	20	WDE011442	22	WDE011723	26
WDE011053	20	WDE011443	22	WDE011724	26
WDE011054	19	WDE011444	22	WDE011725	26
WDE011062	19	WDE011445	22	WDE011726	26
WDE011066	19	WDE011446	22	WDE011727	26
WDE011068	19	WDE011447	22	WDE011728	26
WDE011070	20	WDE011448	22	WDE011729	26
WDE011071	20	WDE011449	22	WDE011730	26
WDE011072	20	WDE011450	22	WDE011740	25
WDE011080	20	WDE011451	22	WDE011741	25
WDE011090	20	WDE011452	22	WDE011742	25
WDE011101	20	WDE011453	22	WDE011743	26
WDE011103	20	WDE011454	22	WDE011744	26
WDE011105	20	WDE011455	22	WDE011745	26
WDE011121	21	WDE011456	22	WDE011746	26
WDE011122	21	WDE011457	22	WDE011747	26
WDE011126	21	WDE011458	22	WDE011748	26
WDE011127	21	WDE011459	22	WDE011749	26
WDE011140	21	WDE011460	22	WDE011750	26
WDE011141	21	WDE011461	22	WDE011770	26
WDE011150	21	WDE011462	22	WDE011771	26
WDE011151	21	WDE011463	22		
WDE011152	21	WDE011464	22		
WDE011160	22	WDE011465	22		
WDE011161	22	WDE011466	22		
WDE011202	19	WDE011467	22		
WDE011204	19	WDE011500	23		
WDE011206	19	WDE011501	23		
WDE011216	19	WDE011502	23		
WDE011221	19	WDE011503	23		
WDE011226	19	WDE011504	23		
WDE011231	19	WDE011505	23		
WDE011243	20	WDE011506	23		
WDE011248	20	WDE011507	23		
WDE011253	20	WDE011508	23		
WDE011254	19	WDE011520	23		
WDE011262	19	WDE011521	23		
WDE011266	19	WDE011522	23		
WDE011268	19	WDE011523	24		
WDE011270	20	WDE011524	24		
WDE011271	20	WDE011525	24		
WDE011272	20	WDE011526	24		
WDE011280	20	WDE011527	23		
WDE011290	20	WDE011528	23		
WDE011301	20	WDE011529	23		
WDE011303	20	WDE011530	24		
WDE011305	20	WDE011531	24		
WDE011321	21	WDE011532	24		
WDE011322	21	WDE011533	24		
WDE011326	21	WDE011534	24		
WDE011327	21	WDE011535	24		
WDE011340	21	WDE011600	24		
WDE011341	21	WDE011601	24		
WDE011350	21	WDE011603	24		
WDE011351	21	WDE011604	25		
WDE011352	21	WDE011605	24		
WDE011360	22	WDE011607	24		
WDE011361	22	WDE011608	24		
WDE011400	22	WDE011610	24		
WDE011402	22	WDE011611	25		
WDE011403	22	WDE011612	24		
WDE011404	22	WDE011614	25		
WDE011406	22	WDE011617	25		
WDE011407	23	WDE011618	25		
WDE011408	23	WDE011621	25		
WDE011409	23	WDE011622	25		
WDE011420	22	WDE011623	25		
WDE011422	22	WDE011624	25		

# \* Make the most of your energy

**Schneider Electric Industries SAS**

35, rue Joseph Monier  
CS 30323  
F- 92506 Rueil Malmaison Cedex

RCS Nanterre 954 503 439  
Capital social 896 313 776 €  
[www.schneider-electric.com](http://www.schneider-electric.com)

*As standards, specifications and designs change from time to time, please ask for confirmation of the information given in this publication.*



*This document has been printed on ecological paper*

Design: Schneider Electric,  
Photos: Thinkstock, gettyimages, Corbis  
Printed: