



# A smarter space for your installation ideas

## UK600 enclosures

**ABB is the world's leading provider of products for electrical installation in buildings. A comprehensive domain knowledge, global experience and continuous innovation enable us to provide optimal solutions for residential buildings. Our solutions help to make your buildings safer, intelligent and equipped for the future.**

---

# Table of contents

<b>004</b> – 007	<b>Introduction</b> UK600 – Open to everything
<b>008</b> – 011	<b>UK600 product portfolio at a glance</b>
<b>012</b> – 013	<b>Orders in line with the project stages</b>
<b>014</b> – 019	<b>UK600 in detail</b>
<b>020</b> – 021	<b>All highlights at a glance</b>
<b>022</b> – 027	<b>UK600 design doors</b>
<b>028</b> – 061	<b>Order information and technical specifications</b>





---

## UK600

### Open to everything

Thanks to its modular basic set-up, its improved room concept and its numerous smart detail solutions, the newly developed UK600 series of flush-mounted consumer units and media enclosures offers maximum flexibility for every installation idea, no matter how unusual.

The days when products imposed limits on your wishes and ideas are now over with this new generation of combi enclosures.

---

## Working together for the best solution

With the combined consumer units and media enclosures of the UK600 series, there are no limits to your ideas. With variants from 12 to 60 space units, the combi enclosures offer enough space for all imaginable installation elements and with media combinations that even give additional space for comprehensive media equipment. The detailed solutions of the UK600 make the combi enclosure so flexible that even subsequent changes or additions are possible without much effort. With a multitude of available design doors, the UK600 may also be easily integrated into your room concept.











---


## The smart solution for every installation task

Next to the product quality, the flexibility of the enclosures is of utmost importance for installers in their daily business. The clever room concept and many detailed solutions of the new UK600 guarantee simple, safe and flexible installation that saves up to 10% in time. Different size and configuration options combined with clever connection also allow adapting the room offer to all possible requirements. This guarantees that the installer is optimally prepared for the needs and wishes of his customers with the UK600.

# UK600 product portfolio at a glance


The enclosures of the UK600 series are available in three basic versions: As a consumer unit, as a pure media enclosure or as a combined variant. The combi enclosure offers a shielded area for media components. This allows you to meet every imaginable installation requirement very quickly and effectively with the UK600 enclosures. Optionally available connecting elements simplify professional coupling of different enclosures in case of larger space requirements of your installation.

Consumer unit



01

Media enclosure



02

Combi enclosure



03

#### 01 Consumer unit details

- Up to 200 % extended connection space
- Available in up to 5 rows
- Wire holder for cable entry
- Cable entry from the side or rear wall
- Patented TIP-in-closure, possibility to insert a closure with lock
- Flat trim frame, adjustable to uneven surfaces
- Door and frame available in different design variants
- Connection set for horizontal and vertical connection

#### 02 Media enclosure details

- 6- or 12-fold patch panels with knock-outs for keystone modules
- Removable modular perforated sheet steel mounting plate
- Triple socket, swiveling
- Device holder with rubber, flexible assembly in several steps
- Wifi doors with plastic insert
- Doors with ventilation holes

#### 03 Combi enclosure details

- Combination of 2/3-row consumer unit and additional multimedia module
- Partition for the separation of voltage levels
- Sockets may be integrated into the partition
- Removable modular perforated sheet steel mounting plates

—  
**01 Massive-wall**  
 As usual, the UK600 can be installed already at the beginning of the installation work in a corresponding wall opening. To protect against contamination, a plasterboard is included.

—  
**02 Hollow-wall**  
 With an appropriate accessory set, any UK600 can be easily and reliably mounted to hollow-walls.



01



02

**Three variants, five sizes**

We supply the UK600 in five sizes with one to five rows and/or space for 12 to 60 space units. The enclosures may be used with the relevant accessories in massive or hollow-walls. Depending on the type, different accessories are included in the scope of delivery.

—  
**Overview UK600 product portfolio**

	12 space units	24 space units	36 space units	48 space units	60 space units
<b>Consumer unit</b> basic version without trim frame and door					
<b>Consumer unit</b> standard version with trim frame and door					
<b>Media enclosure</b> with trim frame and ventilated door					
<b>Combi enclosure</b> with trim frame and door					

# The right part for every type of application

You can also order the enclosure parts according to your project phases. Thus, you will only receive those elements that you need at a given time. Starting with the enclosure, we deliver e.g. in the second step, the interior equipment with device support, terminals and cover for the actual installation. In the third delivery step you will then receive the selected trim frame and the matching door to complete your installation.

## Orders in line with the project stages

This new order option allows you to realize projects without time- and space-consuming temporary storage of components that are not yet needed. Defects or losses due to improper storage on the construction site are now a thing of the past. You will no longer have to waste time searching for interposed components.

—  
**01 Step 1**  
Wall box incl. assembly template  
and plaster plate to protect  
against contamination.

—  
**02 Step 2**  
Device support with terminals  
and cover.

—  
**03 Step 3**  
Trim frame with sheet steel door.



01



02



03






**Extension and combination options**

The enclosures of the UK600 series come with matching connectors that allow both horizontal and vertical connection of multiple combi enclosures. The connecting element is not only used to accommodate the cables, but also guarantees the correct spacing of the individual enclosures for a gap-free combination of the trim frames.



01



— **01 Connecting element**  
for vertical and horizontal connection of several consumer units and media enclosures.

— **02 Perfect spacing**  
The connecting element not only ensures the power supply but also optimal spacing between the trim frames.

— 02

# The UK600 consumer unit

## Smart down to the last detail

Our consumer units of the UK600 series convince with their many new and unique technical features. The 200% extended connection space allows for simple and efficient installation of devices. The removable device support can be placed into the enclosure as required and thus also guarantees simple installation. Smart details such as the cable inlets with integrated terminal fixture and the variable use in massive or hollow-walls emphasize the high flexibility of the enclosure.



01 The **generous wiring space** considerably facilitates installation works.

02 The **cable inlet** comes with integrated terminal carrier and thus facilitates the installation.

03 The different sized **terminals** can be very easily connected to the top, bottom or sides of the enclosure.





—  
01



- Project phase packaging
- Quick-action screw sealable
- Connection set for horizontal and vertical connection of several enclosures
- Surface-mounting frame for partially recessed assembly
- Integrated numbering in the cover
- Reserve of up to 10 space units



Up to 200 % extended connection space



Connection set for horizontal and vertical connection



Terminals can be mounted to the side, space-saving and flexible



Enclosure for flush- and hollow-wall-mounting



Flat trim frame, adjustable to uneven surfaces



Cable inlet with integrated terminal fixture, at the top and bottom



Wire holder for cable entry



Removable device support



Available in up to 5 rows



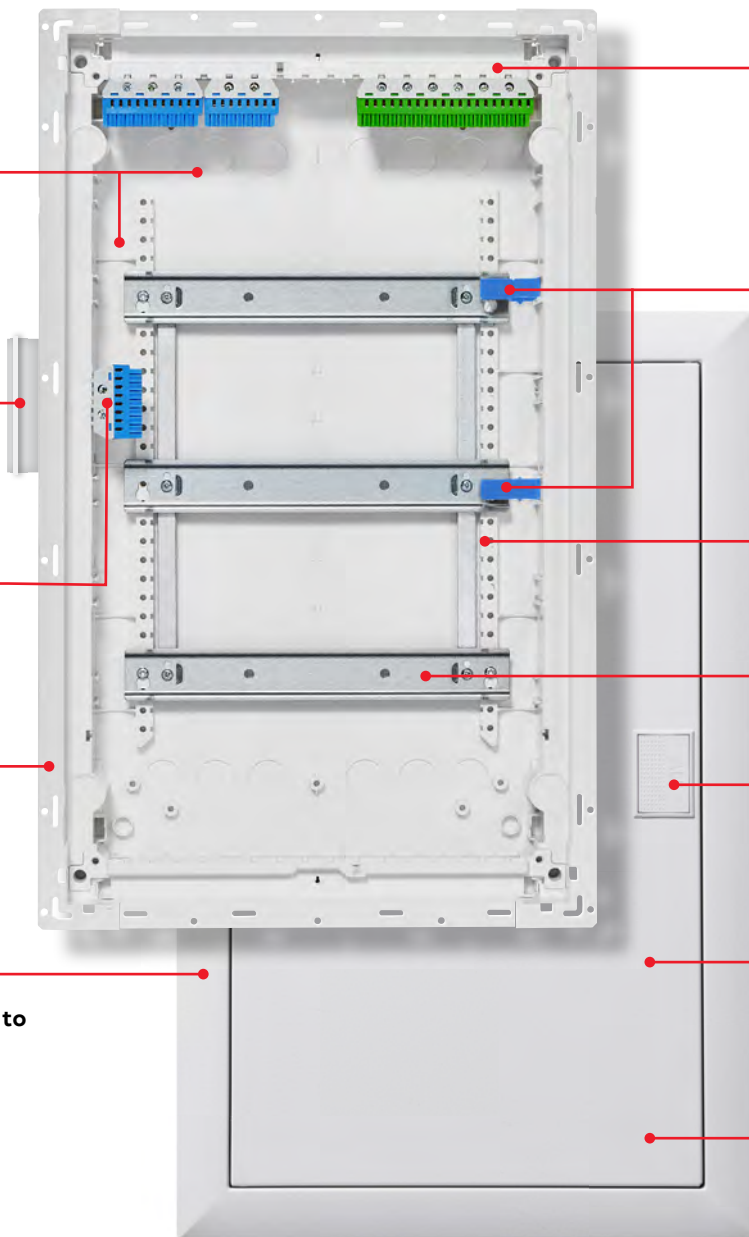
TIP-in-closure, possibility to insert a closure with lock



Tool-free reversible opening left / right





Door and frame available in different design variants



# The UK600 media enclosure

## The Internet has a new home

With its remarkable interior, the UK600 serves as a comfortable media enclosure. Here, all conceivable devices such as routers or media modules find their safe space. Modular perforated sheet steel plates allow for easy installation of the devices and an integrated swiveling triple socket ensures the power supply.



01

01 **Insertable wire holders** help with clear cabling.

02 **The swiveling triple socket** makes the connection of different power supplies very easy.



02





- Up to 200 % extended connection space
- Available in up to 5 rows
- Quick-action screw sealable
- Enclosure suitable for flush- and hollow-wall-mounting
- Connection set for horizontal and vertical connection of several combi enclosures
- Surface-mounting frame for partially recessed assembly



**Integrated cable fastening**



**6- or 12-fold patch panels with knock-outs for keystone modules**



**Connection set for horizontal and vertical connection**



**Removable modular perforated sheet steel mounting plate**



**Triple socket, swiveling**



**Doors with ventilation holes**



**Wifi doors with plastic insert**



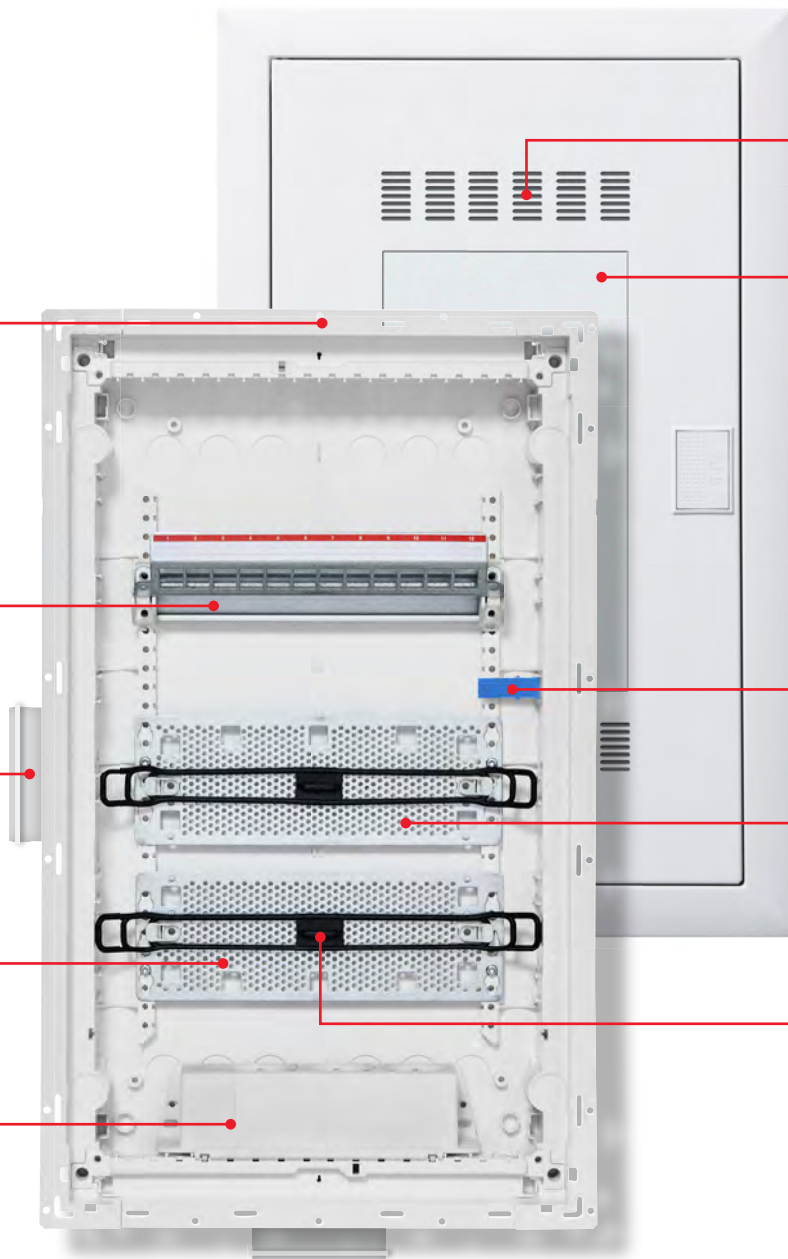
**Wire holder for cable organization**



**Generous wiring space also behind the mounting plates**



**Device holder with rubber, flexible assembly in several steps**



# The UK600 combi enclosure

## A smart connection

With this innovative combi enclosure, we combine the functions of a consumer unit with the ones of a media enclosure. A flexible partition is used to separate the media and consumer unit part from each other. To do so, you may for both parts rely on the innovative assembly details of the UK600.



—  
01



—  
02

**01 Partition**  
The sockets required for the media devices may very easily be integrated into the partition.

**02 The combi enclosure**  
is available as 24 space units or as 36 space units version. The media space of the combi enclosure is correspondingly larger or smaller.



- Up to 200 % extended connection space
- Available in up to 5 rows
- Quick-action screw sealable
- Enclosure suitable for flush- and hollow-wall-mounting
- Surface-mounting frame for partially recessed assembly



Up to 200 % extended connection space



Combination of 3-row consumer unit and additional multimedia module available



Connection set for horizontal and vertical connection



Sockets may be integrated into partition, 90° swiveling



Removable modular perforated sheet steel mounting plates



Doors with ventilation holes



Wifi doors with plastic insert



Cable inlet with integrated terminal fixture, at the top and bottom



Wire holder for cable entry



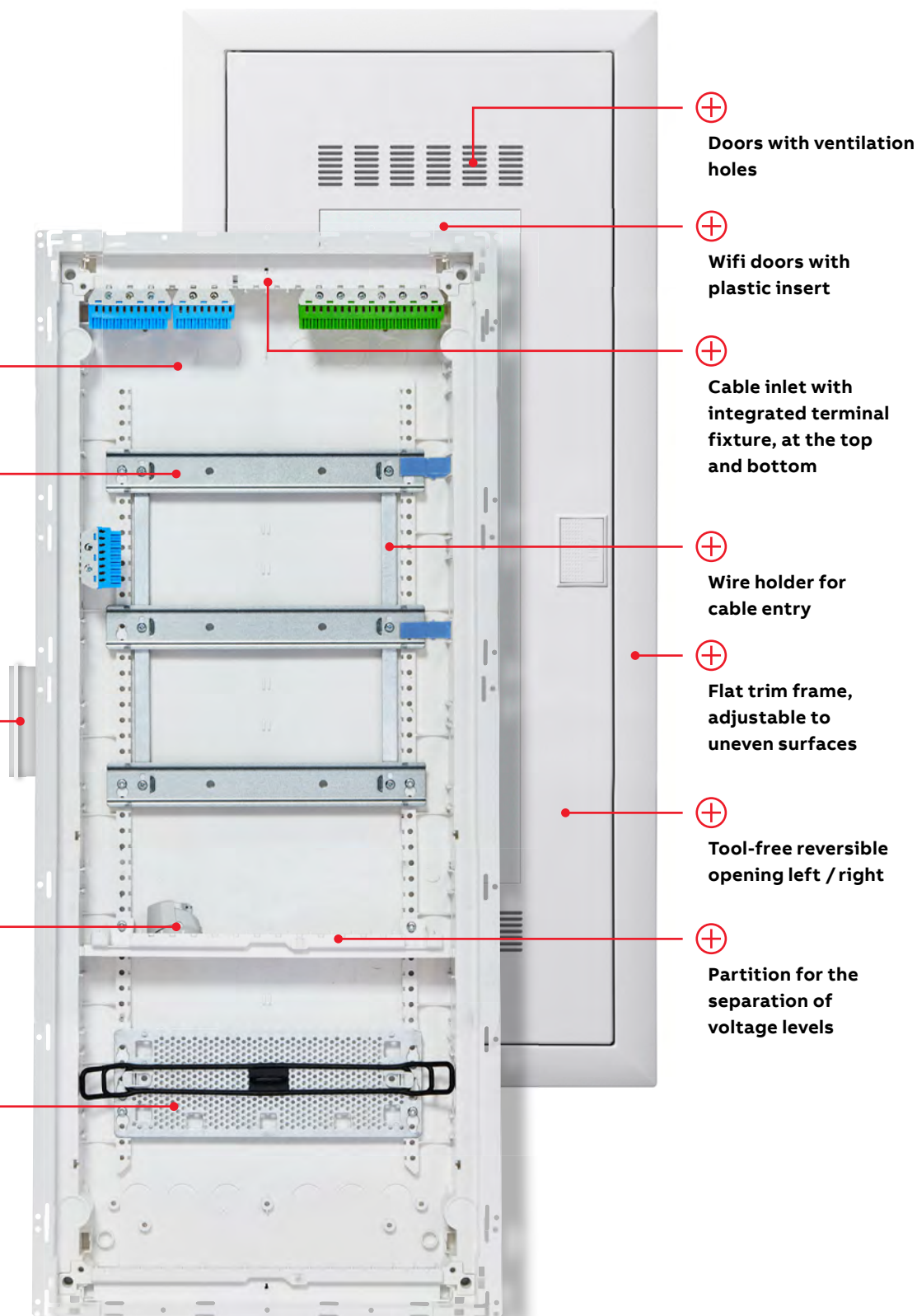
Flat trim frame, adjustable to uneven surfaces



Tool-free reversible opening left / right



Partition for the separation of voltage levels




## All highlights at a glance

Our new UK600 is so special for its combination of a multitude of smart product features and device details. All together they create the smartest consumer unit on the market, which makes building installation simpler, more efficient and significantly more flexible.



01



02



03



04



05



06



07



08

01 Snap-on cable inlet with integrated terminal fixture offering 80 % more cable inlet space.

02 Integrated option to fasten wires using cable ties.

03 Up to 200 % more wiring space and "slide in" wire holder.

04 Innovative connection set for horizontal and vertical connection of several combi enclosures.

05 Easy to assemble hollow-wall-mounting set, reusable.

06 Available in up to 5-rows if larger spaces are required.

07 High flexibility thanks to laterally assembled N / PE terminals.


08 Snap-on patch panel with for 6 or 12 keystone modules.



The new UK600 convinces installers and planners with its flexible possibilities.



09



10



11



12



13



14



15



16

09 Media doors, available as Wifi-friendly and ventilated versions.

10 Triple socket, 120° swiveling and to be snapped-on to cable inlet.

11 Modular perforated sheet steel mounting plate.

12 Device carrier (rubber), assembly without tools (snap on trap).

13 Combi enclosure for state of the art installation. Combination of consumer unit and media enclosure.

14 Partition prepared for media applications, integratable socket (90°swiveling).

15 Flexible installation thanks to lateral and rear cable entry.

16 Stable, removable metal device support.





---

## UK600

### Smart technology nicely packaged

A special feature of the UK600 consumer unit and media enclosures is the large number of available door variants, where you will find a suitable solution for every room concept. Regardless of whether it is installed to a sober function room or styled living area – with our door variants, your consumer unit becomes a design element. There are no limits to your ideas.

---

## The right door for every application

A special highlight of the consumer units and the media enclosures are the various door and frame designs which help you turn them into an attractive design feature in your home. You can insert your own pictures, pinboards, mirrors, magnetic boards, wooden or stainless steel look panels or LED panels for backlight foils into the design frames.





**Standard doors**



01



02

**Media doors**



03



04

**Design doors**



05




06



07



08



09



10

01 **Standard door with trim frame**  
sheet steel, powder-coated.  
Colour: White, RAL 9016.

02 **Standard door with trim frame**  
sheet steel, powder-coated.  
Colour: Anthracite-Grey, RAL 7016.

03 **Media door with ventilation holes**  
Sheet steel, powder coated  
Colour: White, RAL 9016.

04 **Media door with Wifi insert**  
for optimal Wifi reception.  
sheet steel, powder-coated with  
plastic insert. Colour: White, RAL 9016.

05 **Interchangeable design frame**  
with crystal mirror insert.

06 **Interchangeable design frame** with  
foam felt insert for use as pinboard.

07 **Interchangeable design frame**  
with magnetic wall insert  
in light wood decor.

08 **Interchangeable design frame**  
with neutral use in stainless steel look.

09 **Interchangeable design frame**  
with individual image as an insert.

10 **Interchangeable design frame**  
with LED panel and backlight foil  
as insert.



01

## As individual as you – our interchangeable design frames

Our doors with interchangeable design frames enable you – just like a interchangeable picture frame – to equip the frame made of brushed aluminium with a motive of your choice. When closed, the elegant frame sits with a shadow gap of 5 mm in front of the wall. Magnets integrated in the interchangeable design frame keep the door securely closed.

### Let your creativity take over

There is a total of six different design variants available. You may choose from a crystal mirror, a grey felt insert as a pinboard, a wood decor or stainless steel look, and a classic removable frame with protective glass and back wall. Here, you may insert individual pictures, photos or e.g. escape plans. Optionally, it is also available with rear LED lighting, which gives you the possibility to insert individual back-light foils to further emphasize the selected motive.

- 01 Two hinges are used to attach the interchangeable design frame to the supporting trim frame.
- 02 The interchangeable design frame comes in brushed aluminium and guarantees a timeless and elegant look.
- 03 A large number of inserts ensures maximum flexibility.
- 04 Equipped with a crystal mirror, the interchangeable design frame fits discreetly into any room.



02



03



04

Interchangeable design frame  
made of brushed aluminium


Crystal mirror

Magnetic wall with light  
wood decor

Pinboard made of 10 mm  
soft foam board  
laminated with grey felt

Individual picture  
motives e.g. escape  
plans, company logos,  
picture print-outs, etc.

LED panel with transparent  
backlight foil, illuminated on  
both sides







---

## UK600

### Order information and technical specifications

On the following pages you will find all the necessary details and ordering information for our consumer units and media enclosures.

On our website [www.abb.com/lowvoltage](http://www.abb.com/lowvoltage) you will find all further information, selection guides and installation instructions for the other ABB installation products. From simple circuit breakers to complex smart home applications.

## Complete version UK600 with trim frame and door

### With N/PE quick-terminals

—  
N/PE quick-terminals

—  
02 Wall box

—  
03 Device carrier

—  
04 Cover

—  
05 Trim frame with  
sheet steel door

#### Flush-mounted consumer units – UK600, IP30 – , ; \*

$I_n$  up to 63 A

Consumer units DIN EN 60670-24, DIN 43871

Device support with removable DIN rail

Mechanical impact strength: IK07

Available in 1 up to 5 row versions as flush-mounted consumer units

Can be upgraded for surface-mounting or partially recessed mounting

Upgradeable for hollow-wall-mounting using UZ91P4

Wall box:

- non-warp, break-proof, non-flammable, low-halogen plastic
- with cable strain relief comb
- with detachable cable inlets
- combinable

Wall grips

Reversible opening (tool-free)

Communication channel for horizontal and vertical connection

For building installation according to DIN 18015

#### With N/PE quick-terminals

Wire holder for professional cable organization

Cover with 90° quick-action screws, lead-sealable


45 mm slots for 12 devices, expandable to 14

Labelling system

Trim frame and sheet steel door, adjustable for uneven surface

Colour: White, RAL 9016

\*in connection with hollow-wall-mounting set UZ91P4



## Complete version UK600 with trim frame and door

### With N/PE quick-terminals



UK612N2



UK624N3



UK636N3



UK648N3



UK660N4

Article	H x W x D (mm)	SU	Type	Ord. no.	EUR
<b>Flush-mounted consumer units, 1-row</b>					
Niche dimensions for flush-mounting	355 x 367 x 95	12	UK612N2	2CPX031369R9999	
Wall cut out dimensions for hollow-wall-mounting	328 x 340 x 88	(13)			
<b>With N/PE quick-terminals:</b> ZK51B, ZK82B, ZK113G					
<b>Flush-mounted consumer units, 2-row</b>					
Niche dimensions for flush-mounting	480 x 367 x 95	24	UK624N3	2CPX031370R9999	
Wall cut out dimensions for hollow-wall-mounting	453 x 340 x 88	(28)			
<b>With N/PE quick-terminals:</b> ZK51B, ZK82B, ZK144G					
<b>Flush-mounted consumer units, 3-row</b>					
Niche dimensions for flush-mounting	605 x 367 x 95	36	UK636N3	2CPX031371R9999	
Wall cut out dimensions for hollow-wall-mounting	578 x 340 x 88	(41)			
<b>With N/PE quick-terminals:</b> ZK51B, 2 x ZK113B, ZK206G					
<b>Flush-mounted consumer units, 4-row</b>					
Niche dimensions for flush-mounting	730 x 367 x 95	48	UK648N3	2CPX031372R9999	
Wall cut out dimensions for hollow-wall-mounting	703 x 340 x 88	(56)			
<b>With N/PE quick-terminals:</b> 2 x ZK82B, ZK144B, ZK237G					
<b>Flush-mounted consumer units, 5-row</b>					
Niche dimensions for flush-mounting	855 x 367 x 95	60	UK660N4	2CPX031373R9999	
Wall cut out dimensions for hollow-wall-mounting	828 x 340 x 88	(70)			
<b>With N/PE quick-terminals:</b> ZK51B, 2 x ZK82B, ZK144B, ZK268G					


> N/PE quick-terminals, see page 41

> Technical specifications UK600 trim frame dimensions, see page 60

## Complete version UK600 with trim frame and door N/PE screw-terminals

— 01 Screw-terminals	<b>Flush-mounted consumer units – UK600, IP30</b> ; ; *
— 02 Wall box	$I_n$ up to 63 A Consumer units DIN EN 60670-24, DIN 43871 For building installation according to DIN 18015
— 03 Device carrier	Mechanical impact strength: IK07 Available in 1 up to 5 row versions as flush-mounted consumer units
— 04 Cover	Can be upgraded for surface-mounting or partially recessed mounting Upgradeable for hollow-wall-mounting using UZ91P4
— 05 Trim frame with sheet steel door	Wall box: - non-warp, break-proof, non-flammable, low-halogen plastic - with cable strain relief comb - with detachable cable inlets - combinable Wall grips Reversible opening (tool-free) Communication channel for horizontal and vertical connection Device support with removable DIN rail <b>With N/PE screw-terminals</b> Wire holder for professional cable organization Cover with 90° quick-action screws, lead-sealable 45 mm slots for 12 devices, expandable to 14 Labelling system Trim frame and sheet steel door, adjustable for uneven surface Colour: White, RAL 9016

\*in connection with hollow-wall-mounting set UZ91P4





## Complete version UK600 with trim frame and door

### N/PE screw-terminals



UK612E3



UK624E3



UK636E3



UK648E3



UK660E3

Article	H x W x D (mm)	SU	Type	Ord. no.	EUR
<b>Flush-mounted consumer units, 1-row</b>					
Niche dimensions for flush-mounting	355 x 367 x 95	12	UK612E2	2CPX077840R9999	
Wall cut out dimensions for hollow-wall-mounting	328 x 340 x 88	(13)			
<b>With N/PE screw-terminals:</b> ZK507, ZKS6B, ZKS16G					
<b>Flush-mounted consumer units, 2-row</b>					
Niche dimensions for flush-mounting	480 x 367 x 95	24	UK624E3	2CPX077841R9999	
Wall cut out dimensions for hollow-wall-mounting	453 x 340 x 88	(28)			
<b>With N/PE screw-terminals:</b> ZK507, ZKS16B, ZKS21G					
<b>Flush-mounted consumer units, 3-row</b>					
Niche dimensions for flush-mounting	605 x 367 x 95	36	UK636E3	2CPX077842R9999	
Wall cut out dimensions for hollow-wall-mounting	578 x 340 x 88	(41)			
<b>With N/PE screw-terminals:</b> ZK507, 2 x ZKS11B, ZKS26G					
<b>Flush-mounted consumer units, 4-row</b>					
Niche dimensions for flush-mounting	730 x 367 x 95	48	UK648E3	2CPX077843R9999	
Wall cut out dimensions for hollow-wall-mounting	703 x 340 x 88	(56)			
<b>With N/PE screw-terminals:</b> ZK507, ZKS11B, ZKS16B, ZKS26G					
<b>Flush-mounted consumer units, 5-row</b>					
Niche dimensions for flush-mounting	855 x 367 x 95	60	UK660E3	2CPX077844R9999	
Wall cut out dimensions for hollow-wall-mounting	828 x 340 x 88	(70)			
<b>With N/PE screw-terminals:</b> ZK507, 2 x ZKS16B, ZKS11G, ZKS21G					

> Screw-terminals, see page 42

> Technical specifications UK600 trim frame dimensions, see page 60

## Complete version UK600 with trim frame and door

### Without terminals

—  
01 Wall box

—  
02 Device carrier

—  
03 Cover

—  
04 Trim frame with  
sheet steel door

#### Flush-mounted consumer units – UK600, IP30 , ; \*

$I_n$  up to 63 A

Consumer units DIN EN 60670-24, DIN 43871

For building installation according to DIN 18015

Mechanical impact strength: IK07

Available in 1 up to 5 row versions as flush-mounted consumer units

Can be upgraded for surface-mounting or partially recessed mounting

Upgradeable for hollow-wall-mounting using UZ91P4

Wall box:

- non-warp, break-proof, non-flammable, low-halogen plastic
- with cable strain relief comb
- with detachable cable inlets
- combinable

Wall grips

Reversible opening (tool-free)

Communication channel for horizontal and vertical connection

Device support with removable DIN rail

#### Without terminals

Wire holder for professional cable organization

Cover with 90° quick-action screws, lead-sealable


45 mm slots for 12 devices, expandable to 14

Labelling system

Trim frame and sheet steel door, adjustable for uneven surface

Colour: White, RAL 9016

\*in connection with hollow-wall-mounting set UZ91P4



## Complete version UK600 with trim frame and door

### Without terminals



UK612K



UK624K



UK636K



UK648K



UK660K


Article	H x W x D (mm)	SU	Type	Ord. no.	EUR
<b>Flush-mounted consumer units, 1-row</b>					
Niche dimensions for flush-mounting	355 x 367 x 95	12	UK612K	2CPX031379R9999	
Wall cut out dimensions for hollow-wall-mounting	328 x 340 x 88	(13)			
<b>Flush-mounted consumer units, 2-row</b>					
Niche dimensions for flush-mounting	480 x 367 x 95	24	UK624K	2CPX031380R9999	
Wall cut out dimensions for hollow-wall-mounting	453 x 340 x 88	(28)			
<b>Flush-mounted consumer units, 3-row</b>					
Niche dimensions for flush-mounting	605 x 367 x 95	36	UK636K	2CPX031381R9999	
Wall cut out dimensions for hollow-wall-mounting	578 x 340 x 88	(41)			
<b>Flush-mounted consumer units, 4-row</b>					
Niche dimensions for flush-mounting	730 x 367 x 95	48	UK648K	2CPX031382R9999	
Wall cut out dimensions for hollow-wall-mounting	703 x 340 x 88	(56)			
<b>Flush-mounted consumer units, 5-row</b>					
Niche dimensions for flush-mounting	855 x 367 x 95	60	UK660K	2CPX031383R9999	
Wall cut out dimensions for hollow-wall-mounting	828 x 340 x 88	(70)			

> Technical specifications UK600 trim frame dimensions, see page 60

## Basic version UK600 without trim frame and door

### With N/PE quick-terminals

— 01 N/PE quick-terminals	<b>Flush-mounted consumer units – UK600, IP30 - , ; *</b>
— 02 Wall box	$I_n$ up to 63 A Consumer units DIN EN 60670-24, DIN 43871 For building installation according to DIN 18015
— 03 Device carrier	Mechanical impact strength: IK07 Available in 1 up to 5 row versions as flush-mounted consumer units
— 04 Cover	Can be upgraded for surface-mounting or partially recessed mounting Upgradeable for hollow-wall-mounting using UZ91P4 Wall box: - non-warp, break-proof, non-flammable, low-halogen plastic - with cable strain relief comb - with detachable cable inlets - combinable Wall grips Reversible opening (tool-free) Communication channel for horizontal and vertical connection Device support with removable DIN rail <b>With N/PE quick-terminals</b> Wire holder for professional cable organization Cover with 90° quick-action screws, lead-sealable 45 mm slots for 12 devices, expandable to 14 Labelling system Trim frame and sheet steel door, adjustable for uneven surface Colour: White, RAL 9016
	*in connection with hollow-wall-mounting set UZ91P4



## Basic version UK600 without trim frame and door

With N/PE quick-terminals



UK612NB



UK624NB



UK636NB



UK648NB



UK660NB

Article	H x W x D (mm)	SU	Type	Ord. no.	EUR
<b>Flush-mounted consumer units, 1-row</b>					
Niche dimensions for flush-mounting	355 x 367 x 95	12	UK612NB	2CPX031374R9999	
Wall cut out dimensions for hollow-wall-mounting	328 x 340 x 88	(13)			
<b>With N/PE quick-terminals:</b> ZK51B, ZK82B, ZK113G					
<b>Flush-mounted consumer units, 2-row</b>					
Niche dimensions for flush-mounting	480 x 367 x 95	24	UK624NB	2CPX031375R9999	
Wall cut out dimensions for hollow-wall-mounting	453 x 340 x 88	(28)			
<b>With N/PE quick-terminals:</b> ZK51B, ZK82B, ZK144G					
<b>Flush-mounted consumer units, 3-row</b>					
Niche dimensions for flush-mounting	605 x 367 x 95	36	UK636NB	2CPX031376R9999	
Wall cut out dimensions for hollow-wall-mounting	578 x 340 x 88	(41)			
<b>With N/PE quick-terminals:</b> ZK51B, 2 x ZK113B, ZK206G					
<b>Flush-mounted consumer units, 4-row</b>					
Niche dimensions for flush-mounting	730 x 367 x 95	48	UK648NB	2CPX031377R9999	
Wall cut out dimensions for hollow-wall-mounting	703 x 340 x 88	(56)			
<b>With N/PE quick-terminals:</b> 2 x ZK82B, ZK144B, ZK237G					
<b>Flush-mounted consumer units, 5-row</b>					
Niche dimensions for flush-mounting	855 x 367 x 95	60	UK660NB	2CPX031378R9999	
Wall cut out dimensions for hollow-wall-mounting	828 x 340 x 88	(70)			
<b>With N/PE quick-terminals:</b> ZK51B, 2 x ZK82B, ZK144B, ZK268G					

> N/PE quick-terminals, see page 40

> Technical specifications UK600 trim frame dimensions, see page 60

## Basic version UK600 without trim frame and door

### N/PE screw-terminals

- 01 Screw-terminals
- 02 Wall box
- 03 Device carrier
- 04 Cover
- 05 Trim frame with sheet steel door

#### Flush-mounted consumer units – UK600, IP30 , ; \*

$I_n$  up to 63 A

Consumer units DIN EN 60670-24, DIN 43871

For building installation according to DIN 18015

Mechanical impact strength: IK07

Available in 1 up to 5 row versions as flush-mounted consumer units

Can be upgraded for surface-mounting or partially recessed mounting

Upgradeable for hollow-wall-mounting using UZ91P4

Wall box:

- non-warp, break-proof, non-flammable, low-halogen plastic
- with cable strain relief comb
- with detachable cable inlets
- combinable

Wall grips

Reversible opening (tool-free)

Communication channel for horizontal and vertical connection

Device support with removable DIN rail

#### With N/PE screw-terminals

Wire holder for professional cable entry

Cover with 90° quick-action screws, lead-sealable


45 mm slots for 12 devices, expandable to 14

Labelling system

Trim frame and sheet steel door, adjustable for uneven surface

Colour: White, RAL 9016

\*in connection with hollow-wall-mounting set UZ91P4



## Basic version UK600 without trim frame and door

### N/PE screw-terminals



UK612EB



UK624EB



UK636EB



UK648EB



UK660EB

Article	H x W x D (mm)	SU	Type	Ord. no.	EUR
<b>Flush-mounted consumer units, 1-row</b>					
Niche dimensions for flush-mounting	355 x 367 x 95	12	UK612EB	2CPX077845R9999	
Wall cut out dimensions for hollow-wall-mounting	328 x 340 x 88	(13)			
<b>With N/PE screw-terminals:</b> ZK507, ZKS6B, ZKS16G					
<b>Flush-mounted consumer units, 2-row</b>					
Niche dimensions for flush-mounting	480 x 367 x 95	24	UK624EB	2CPX077846R9999	
Wall cut out dimensions for hollow-wall-mounting	453 x 340 x 88	(28)			
<b>With N/PE screw-terminals:</b> ZK507, ZKS16B, ZKS21G					
<b>Flush-mounted consumer units, 3-row</b>					
Niche dimensions for flush-mounting	605 x 367 x 95	36	UK636EB	2CPX077847R9999	
Wall cut out dimensions for hollow-wall-mounting	578 x 340 x 88	(41)			
<b>With N/PE screw-terminals:</b> ZK507, 2 x ZKS11B, ZKS26G					
<b>Flush-mounted consumer units, 4-row</b>					
Niche dimensions for flush-mounting	730 x 367 x 95	48	UK648EB	2CPX077848R9999	
Wall cut out dimensions for hollow-wall-mounting	703 x 340 x 88	(56)			
<b>With N/PE screw-terminals:</b> ZK507, ZKS11B, ZKS16B, ZKS26G					
<b>Flush-mounted consumer units, 5-row</b>					
Niche dimensions for flush-mounting	855 x 367 x 95	60	UK660EB	2CPX077849R9999	
Wall cut out dimensions for hollow-wall-mounting	828 x 340 x 88	(70)			
<b>With N/PE screw-terminals:</b> ZK507, 2 x ZKS16B, ZKS11G, ZKS21G					

\* In connection with a standard door, with TIP-in closure there will be one space unit less.

> Screw-terminals, see page 43

> Technical specifications UK600 trim frame dimensions, see page 60

## N/PE quick-terminals


Standardized, future-oriented and flexible





























### Configure based on your needs

The modularity and the extensive range of products allow customizing the products to the needs based on real-world use. Various quick-terminals can be combined on one quick carrier as necessary. If a larger N or PE terminal has to be used, simply connect two quick-terminals using the ZK10P10 connecting bridge.

### Product benefits

- Flexible terminal system for several N potentials:  
Screw connections: 2.5 to 25 mm<sup>2</sup> for rigid conductors; for flexible conductors up to 25 mm<sup>2</sup> (wire end sleeves required)
- Spring connection: 1.5 to 4 mm<sup>2</sup> for rigid conductors; for flexible conductors up to 25 mm<sup>2</sup> (wire end sleeves required)
- Optimal when using several residual current circuit breakers
- Ease of expansion using connecting bridges
- Precise assignment of the terminals by clear colour coding: N = blue, PE = yellow-green
- Easy labelling of the terminals using pre-printed, self-adhesive number strips
- Wide range of applications: may be used in the UK600 and MISTRAL65 consumer unit series, in all compact distribution boards, and with all meter cabinets, wall-mounting and floor-standing cabinets



N/PE terminals with units	N quick-terminals	Screw connection system	Spring connection system	PE quick-terminals	Screw connection system	Spring connection system
	 ZK50B					
	 ZK50BT	0 x 25 mm <sup>2</sup>	5 x 1,5 - 4 mm <sup>2</sup>	-	-	-
	 ZK51B	1 x 25 mm <sup>2</sup>	5 x 1,5 - 4 mm <sup>2</sup>	 ZK51G	1 x 25 mm <sup>2</sup>	5 x 1,5 - 4 mm <sup>2</sup>
	 ZK82B	2 x 25 mm <sup>2</sup>	8 x 1,5 - 4 mm <sup>2</sup>	 ZK82G	2 x 25 mm <sup>2</sup>	8 x 1,5 - 4 mm <sup>2</sup>
	 ZK113B	3 x 25 mm <sup>2</sup>	11 x 1,5 - 4 mm <sup>2</sup>	 ZK113G	3 x 25 mm <sup>2</sup>	11 x 1,5 - 4 mm <sup>2</sup>
	 ZK144B	4 x 25 mm <sup>2</sup>	14 x 1,5 - 4 mm <sup>2</sup>	 ZK144G	4 x 25 mm <sup>2</sup>	14 x 1,5 - 4 mm <sup>2</sup>
	 ZK175B	5 x 25 mm <sup>2</sup>	17 x 1,5 - 4 mm <sup>2</sup>	 ZK175G	5 x 25 mm <sup>2</sup>	17 x 1,5 - 4 mm <sup>2</sup>
	 ZK206B	6 x 25 mm <sup>2</sup>	20 x 1,5 - 4 mm <sup>2</sup>	 ZK206G	6 x 25 mm <sup>2</sup>	20 x 1,5 - 4 mm <sup>2</sup>
	 ZK237B	7 x 25 mm <sup>2</sup>	23 x 1,5 - 4 mm <sup>2</sup>	 ZK237G	7 x 25 mm <sup>2</sup>	23 x 1,5 - 4 mm <sup>2</sup>
	 ZK268B	8 x 25 mm <sup>2</sup>	26 x 1,5 - 4 mm <sup>2</sup>	 ZK268G	8 x 25 mm <sup>2</sup>	26 x 1,5 - 4 mm <sup>2</sup>



## N/PE quick-terminals

Accessories/equipment with the UK600



ZK50B



ZK50BT



ZK51G



ZK10P10



ZK600

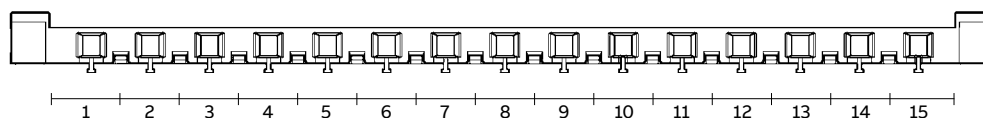


UZB1



ZK603

Article	Number terminals 1.5 x 4 mm <sup>2</sup>	Number terminals 2.5 x 25 mm <sup>2</sup>	External dimensions H x W x D in mm	Pieces	Type	Ord. no.	EUR
<b>N quick-plug terminals</b> For terminal carriers	5 x 1.5 - 4	0 x 25	23 x 32 x 21	1	ZK50B	2CPX062750R9999	
	5 x 1.5 - 4	1 x 25	32 x 32 x 31	1	ZK51B	2CPX062751R9999	
	8 x 1.5 - 4	2 x 25	32 x 49 x 31	1	ZK82B	2CPX062752R9999	
	11 x 1.5 - 4	3 x 25	32 x 65 x 31	1	ZK113B	2CPX062753R9999	
	14 x 1.5 - 4	4 x 25	32 x 82 x 31	1	ZK144B	2CPX062754R9999	
	17 x 1.5 - 4	5 x 25	32 x 98 x 31	1	ZK175B	2CPX062755R9999	
	20 x 1.5 - 4	6 x 25	32 x 115 x 31	1	ZK206B	2CPX062756R9999	
	23 x 1.5 - 4	7 x 25	32 x 132 x 31	1	ZK237B	2CPX063163R9999	
26 x 1.5 - 4	8 x 25	32 x 149 x 31	1	ZK268B	2CPX063164R9999		
<b>N quick-plug terminals</b> With adapter ZK15 for lateral assembling in the UK6... or for fastening to the DIN rail	5 x 1.5 - 4	0 x 25	28 x 39 x 25	1	ZK50BT	2CPX062745R9999	
<b>PE quick-plug terminals</b> For terminal carriers	5 x 1.5 - 4	1 x 25	32 x 32 x 31	1	ZK51G	2CPX062757R9999	
	8 x 1.5 - 4	2 x 25	32 x 49 x 31	1	ZK82G	2CPX062758R9999	
	11 x 1.5 - 4	3 x 25	32 x 65 x 31	1	ZK113G	2CPX062759R9999	
	14 x 1.5 - 4	4 x 25	32 x 82 x 31	1	ZK144G	2CPX062760R9999	
	17 x 1.5 - 4	5 x 25	32 x 98 x 31	1	ZK175G	2CPX062761R9999	
	20 x 1.5 - 4	6 x 25	32 x 115 x 31	1	ZK206G	2CPX062762R9999	
	23 x 1.5 - 4	7 x 25	32 x 132 x 31	1	ZK237G	2CPX063165R9999	
26 x 1.5 - 4	8 x 25	32 x 149 x 31	1	ZK268G	2CPX063166R9999		
<b>Connecting bridges</b> For terminal carriers				10	ZK10P10	2CPX062763R9999	
<b>Quick-carriers</b> For UK6... consumer units Usable width for terminals 247 mm 15 units				1	ZK600	2CPX064980R9999	
<b>Cable inlet for wall box</b> With integrated terminal carrier Top or bottom, 1 to 5 rows Usable width for terminals 277 mm, 17 units				1	UZB1	2CPX031407R9999	
<b>N/PE quick-plug terminal set for UK...</b> Quick-plug terminals: ZK144B: N 4 x 25 + 14 x 4 mm <sup>2</sup> ZK82B: N 2 x 25 + 8 x 4 mm <sup>2</sup> ZK206G: PE 6 x 25 + 20 x 4 mm <sup>2</sup>				Type With 1	ZK603	2CPX063177R9999	



## Screw-terminals


Standardized, future-oriented and flexible

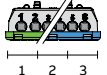











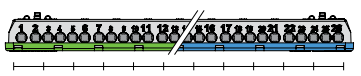


### Configure based on your needs

The modularity and the extensive range of products allow customizing the new products to the needs based on real-world use. Various terminals can be combined on one common carrier as necessary.

### Product benefits

- Flexible terminal system for several N potentials:  
Screw connections: 1.5 to 16 mm<sup>2</sup> for rigid conductors; for flexible conductors up to 16 mm<sup>2</sup> (wire end sleeves required)
- Optimal when using several residual current circuit breakers
- Precise assignment of the terminals by clear colour coding: N = blue, PE = yellow-green
- Easy labelling of the terminals using pre-printed, self-adhesive number strips
- Wide range of applications: may be used in the UK600 and MISTRAL65 consumer unit series, in all compact distribution boards, and with all meter cabinets, wall-mounting and floor-standing cabinets



N/PE terminals with units	N screw-terminals	Screw connection system		PE screw-terminals	Screw connection system	
	 ZKS6B	3 x 6 mm <sup>2</sup>	3 x 16 mm <sup>2</sup>	 ZKS6G	3 x 6 mm <sup>2</sup>	3 x 16 mm <sup>2</sup>
	 ZKS11B	5 x 6 mm <sup>2</sup>	5 x 16 mm <sup>2</sup>	 ZKS11G	5 x 6 mm <sup>2</sup>	5 x 16 mm <sup>2</sup>
	 ZKS16B	9 x 6 mm <sup>2</sup>	7 x 16 mm <sup>2</sup>	 ZKS16G	9 x 6 mm <sup>2</sup>	7 x 16 mm <sup>2</sup>
	 ZKS21B	12 x 6 mm <sup>2</sup>	9 x 16 mm <sup>2</sup>	 ZKS21G	12 x 6 mm <sup>2</sup>	9 x 16 mm <sup>2</sup>
	 ZKS26B	15 x 6 mm <sup>2</sup>	11 x 16 mm <sup>2</sup>	 ZKS26G	15 x 6 mm <sup>2</sup>	11 x 16 mm <sup>2</sup>

## Screw-terminals

Accessories/equipment with the UK600



ZKS6B



ZKS11B



ZKS16B



ZKS21B



ZKS26B



ZKS6G



ZKS11G



ZKS16G



ZKS21G



ZKS21G

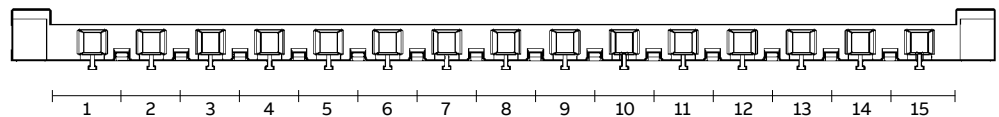


ZK507



ZK600

Article	Number terminals 1.5 x 6 mm <sup>2</sup>	Number terminals 1.5 x 16 mm <sup>2</sup>	External dimensions H x W x D in mm	Pieces	Type	Ord. no.	EUR
<b>N screw-terminals For terminal carriers</b>	3 x 6	3 x 16	27 x 50 x 20	1	ZKS6B	2CPX063167R9999	
	6 x 6	5 x 16	27 x 83 x 20	1	ZKS11B	2CPX063168R9999	
	9 x 6	7 x 16	27 x 116 x 20	1	ZKS16B	2CPX063169R9999	
	12 x 6	9 x 16	27 x 149 x 20	1	ZKS21B	2CPX063170R9999	
	15 x 6	11 x 16	27 x 182 x 20	1	ZKS26B	2CPX063171R9999	
<b>PE screw-terminals For terminal carriers</b>	3 x 6	3 x 16	27 x 50 x 20	1	ZKS6G	2CPX063172R9999	
	6 x 6	5 x 16	27 x 83 x 20	1	ZKS11G	2CPX063173R9999	
	9 x 6	7 x 16	27 x 116 x 20	1	ZKS16G	2CPX063174R9999	
	12 x 6	9 x 16	27 x 149 x 20	1	ZKS21G	2CPX063175R9999	
	15 x 6	11 x 16	27 x 182 x 20	1	ZKS26G	2CPX063176R9999	
<b>N-FI rail</b> 3 x 16 mm <sup>2</sup> + 2 x 10 mm <sup>2</sup> Cu pluggable				1	ZK507	2CPX030892R9999	
<b>Quick-carriers</b> For UK6... consumer units Usable width for terminals 247 mm 15 units				1	ZK600	2CPX063178R9999	



## UK600 consumer unit

### Project options



UZH636



UZH636B



UZH636N



UZH636K

Article	Pieces	Type	Ord. no.	EUR
<b>Wall box with wall grips</b>				
To be used with UK61...	1	UZH612	2CPX031113R9999	
To be used with UK62...	1	UZH624	2CPX031114R9999	
To be used with UK63...	1	UZH636	2CPX031115R9999	
To be used with UK64...	1	UZH648	2CPX031116R9999	
To be used with UK66..	1	UZH660	2CPX031117R9999	
<b>Cover, device support and N/PE quick-plug terminals</b>				
To be used with UK61...	1	UZH612B	2CPX031139R9999	
To be used with UK62...	1	UZH624B	2CPX031140R9999	
To be used with UK63...	1	UZH636B	2CPX031141R9999	
To be used with UK64...	1	UZH648B	2CPX031142R9999	
To be used with UK66..	1	UZH660B	2CPX031143R9999	
<b>Trim frame with door, cover, device support and N/PE quick-plug terminals</b>				
To be used with UK61...	1	UZH612N	2CPX031131R9999	
To be used with UK62...	1	UZH624N	2CPX031132R9999	
To be used with UK63...	1	UZH636N	2CPX031133R9999	
To be used with UK64...	1	UZH648N	2CPX031134R9999	
To be used with UK66..	1	UZH660N	2CPX031135R9999	
<b>Trim frame with door, cover, device support and DIN rail for terminal blocks</b>				
To be used with UK63...	1	UZH636K	2CPX031136R9999	
To be used with UK64...	1	UZH648K	2CPX031137R9999	
To be used with UK66..	1	UZH660K	2CPX031138R9999	

## UK600 consumer unit

### Spare parts and accessories



AP636



UZB1



UZB2



UZB3



UZT1



UZT2



UZT3



UZT4

Article	Pieces	Type	Ord. no.	EUR
<b>Surface mounting</b>				
For wall-mounting or partially recessed installation with predetermined breaking points, only suitable for standard door				
To be used with UK61...	1	AP612	2CPX031402R9999	
To be used with UK62...	1	AP624	2CPX031403R9999	
To be used with UK63...	1	AP636	2CPX031404R9999	
To be used with UK64...	1	AP648	2CPX031405R9999	
To be used with UK66..	1	AP660	2CPX031406R9999	
<b>Cable inlet</b>				
With integrated terminal carrier Top or bottom, 1 to 5 rows Usable width for terminals 277 mm, 17 units				
	1	UZB1	2CPX031407R9999	
<b>Connecting channel for horizontal and vertical apposition and cross-wiring of the consumer units</b>				
	1	UZB2	2CPX031408R9999	
<b>Horizontal partition with integrated terminal carrier,</b> Knock-out for two sockets, type ZE224 and five knock-outs for communications racks*				
	1	UZB3	2CPX031409R9999	
<b>Hinge set</b> for UK600				
	2	UZT1	2CPX031410R9999	
<b>TIP-in-closure</b> Colour: White, RAL 9016				
	1	UZT2	2CPX031411R9999	
<b>Closure with lock, standard</b> With 2 keys				
	1	UZT3	2CPX031412R9999	
<b>Closure with lock, Ronis</b> With 2 keys				
	1	UZT4	2CPX031413R9999	

## UK600 consumer unit

### Spare parts and accessories



UZT5



UZ4P2



UZG636



UZA636



UZM620



UZ91P4



ZA120



ZA89P20

Article	Pieces	Type	Ord. no.	EUR
<b>Labelling system</b> Self-adhesive With labelling panels and numbers 1-70 with legend	1	UZT5	2CPX031429R9999	
<b>Wall grips</b> To fix the wall box in two mounting depths	4	UZ4P2	2CPX062447R9999	
<b>DIN rail with device insert</b>				
To be used with UK61...	1	UZG612	2CPX031118R9999	
To be used with UK62...	1	UZG624	2CPX031119R9999	
To be used with UK63...	1	UZG636	2CPX031120R9999	
To be used with UK64...	1	UZG648	2CPX031121R9999	
To be used with UK66..	1	UZG660	2CPX031122R9999	
<b>Cover with 90° quick-action screws</b>				
To be used with UK61...	1	UZA612	2CPX031123R9999	
To be used with UK62...	1	UZA624	2CPX031124R9999	
To be used with UK63...	1	UZA636	2CPX031125R9999	
To be used with UK64...	1	UZA648	2CPX031126R9999	
To be used with UK66..	1	UZA660	2CPX031127R9999	
<b>Mounting plate, sheet steel, galvanised</b>				
To be used with UK61..., H x W = 212 x 242 mm	1	UZM610	2CPX031414R9999	
To be used with UK62..., H x W = 337 x 242 mm	1	UZM620	2CPX031415R9999	
To be used with UK63..., H x W = 462 x 242 mm	1	UZM630	2CPX031416R9999	
To be used with UK64..., H x W = 587 x 242 mm	1	UZM640	2CPX031417R9999	
To be used with UK65..., H x W = 712 x 242 mm	1	UZM650	2CPX031418R9999	
<b>Hollow-wall-mounting set</b> To modify the flush-mounting consumer unit into a hollow-wall consumer unit UK600 (type label and 20 cable ties included) wall thickness min. 8 mm, max. 35 mm	4	UZ91P4	2CPX031434R9999	
<b>Touch-up applicator</b> Colour: RAL 9016, 12 ml	1	ZA120	2CPX039043R9999	
<b>Screws</b> 20 pcs. for fixing DIN rails and mounting plates	1	ZA89P20	2CPX062376R9999	

## UK600 consumer unit

### Trim frame with door and design foils



BL610




BL611



Black-board foil

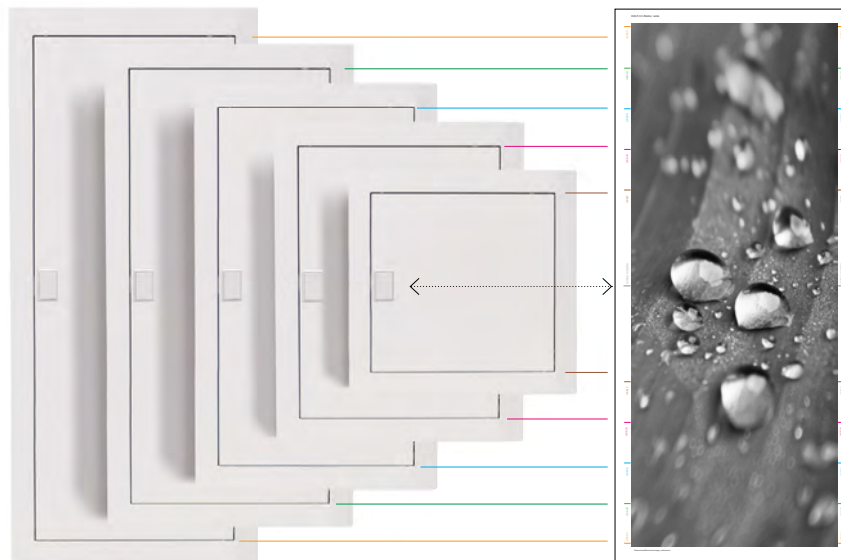
Stones



Wooden walkway

Water drops

Article	To be used with...	Pieces	Type	Ord. no.	EUR
<b>Trim frame with door (standard)</b> Colour: White, RAL 9016 sheet steel, powder coated	UK61..	1	BL610	2CPX031081R9999	
	UK62..	1	BL620	2CPX031082R9999	
	UK63..	1	BL630	2CPX031083R9999	
	UK64..	1	BL640	2CPX031084R9999	
	UK66..	1	BL650	2CPX031085R9999	
<b>Trim frame with door</b> Colour: Anthracite, RAL 7016 sheet steel, powder coated	UK61..	1	BL611	2CPX031086R9999	
	UK62..	1	BL621	2CPX031087R9999	
	UK63..	1	BL631	2CPX031088R9999	
	UK64..	1	BL641	2CPX031089R9999	
	UK66..	1	BL651	2CPX031090R9999	
<b>Blackboard foil</b> For labelling of UK600 sheet steel doors	UK61..	1	UZ640D		
	UK62..	10	UZ640DP10	2CPX031790R9999	
	UK63..				
	UK66..				
<b>Stones</b> Design foil for UK600 sheet steel doors	UK61..	1	UZ641D	2CPX031787R9999	
	UK62..	10	UZ641DP10	2CPX031791R9999	
	UK63..				
	UK66..				
<b>Wooden walkway</b> Design foil for UK600 sheet steel doors	UK61..	1	UZ642D	2CPX031788R9999	
	UK62..	10	UZ642DP10	2CPX031792R9999	
	UK63..				
	UK66..				
<b>Water drops</b> Design foil for UK600 sheet steel doors	UK61..	1	UZ643D	2CPX031789R9999	
	UK62..	10	UZ643DP10	2CPX031793R9999	
	UK63..				
	UK66..				



## UK600 consumer unit

### Design frame and inserts



BL630D



UZD630



UZD631



UZD632



UZD633



UZD634



UZD635

Article	To be used with...	Pieces	Type	Ord. no.	EUR
<b>Interchangeable design frame</b> Aluminium brushed, stainless steel finish without insert	UK62..	1	BL620D	2CPX031794R9999	
	UK63..	1	BL630D	2CPX031795R9999	
	UK64..	1	BL640D	2CPX031796R9999	
	UK66..	1	BL650D	2CPX031797R9999	
<b>Inserts for the interchangeable design frame</b>					
<b>Image insert</b> For your own images as you wish	UK62..	1	UZD620	2CPX031762R9999	
	UK63..	1	UZD630	2CPX031768R9999	
	UK64..	1	UZD640	2CPX031774R9999	
	UK66..	1	UZD650	2CPX031780R9999	
<b>Pinboard insert</b> Grey felt with pins	UK62..	1	UZD621	2CPX031763R9999	
	UK63..	1	UZD631	2CPX031769R9999	
	UK64..	1	UZD641	2CPX031775R9999	
	UK66..	1	UZD651	2CPX031781R9999	
<b>Mirror insert</b>	UK62..	1	UZD622	2CPX031764R9999	
	UK63..	1	UZD632	2CPX031770R9999	
	UK64..	1	UZD642	2CPX031776R9999	
	UK66..	1	UZD652	2CPX031782R9999	
<b>Stainless steel finish insert</b>	UK62..	1	UZD623	2CPX031765R9999	
	UK63..	1	UZD633	2CPX031771R9999	
	UK64..	1	UZD643	2CPX031777R9999	
	UK66..	1	UZD653	2CPX031783R9999	
<b>LED panel insert</b> With backlight foil*	UK62..	1	UZD624	2CPX031766R9999	
	UK63..	1	UZD634	2CPX031772R9999	
	UK64..	1	UZD644	2CPX031778R9999	
	UK66..	1	UZD654	2CPX031784R9999	
<b>Wooden finish insert</b> With 5 magnetic pins	UK62..	1	UZD625	2CPX031767R9999	
	UK63..	1	UZD635	2CPX031773R9999	
	UK64..	1	UZD645	2CPX031779R9999	
	UK66..	1	UZD655	2CPX031785R9999	

\*12 V DC REG voltage supply must be ordered separately.



## UK600 consumer unit

### Design frame and inserts

A special highlight of the UK600 consumer unit system are the numerous door and frame options, which turn your consumer unit into an attractive design object at home. Images, pinboards, mirrors, magnetic boards and much more may be inserted into the interchangeable design frame.



—  
01 Basic version UK600

—  
02 Interchangeable design frame

—  
03 Insert  
example with backlight foil  
LED backlight



01

02

03

## Media enclosure UK600

With and without trim frame and door

---

### Flush-mounted consumer units – UK600, IP30 - , ; \*

---

Consumer units UK600 as multimedia version,

dimensions according to the standard enclosures as per DIN 43871

Mechanical impact strength: IK07

Available in 2 up to 5 row versions as flush-mounted consumer units

Can be upgraded for surface-mounting or partially recessed mounting

Upgradeable for hollow-wall-mounting using UZ91P4

Wall box:

- non-warp, break-proof, non-flammable, low-halogen plastic
- with cable strain relief comb
- with detachable cable inlets
- combinable

Reversible opening (tool-free)

Communication channel for horizontal and vertical connection

With removable DIN rail in the top row

Patch panel in isolated design for up to 12 keystone modules

Modular perforated sheet steel mounting plate for devices

Simple and tool-free installation of the devices using the "device strap"

120° swiveling triple socket for the power supply of built-in devices

Wire holder for professional cable organization

With trim frame and sheet steel doors as sheet steel door with white plastic insert, for improved Wifi signals or as basic option without trim frame and door

---

\*in connection with hollow-wall-mounting set UZ91P4



## Media enclosure UK600

With and without trim frame and door



UK636MV



UK636MW



UK630MV



UK630MB

Article	Dimensions	H x D x D (mm)	Type	Ord. no.	EUR
<b>Flush-mounted media enclosure with trim frame and door with ventilation holes</b>					
Wall box with modular perforated sheet steel mounting plates and removable DIN rail	3 rows Niche	605 x 367 x 95 578 x 340 x 88	UK636MV	2CPX031384R9999	
Wire holder for cable entry					
Patch panel for up to 12 keystone modules	4 rows Niche	730 x 367 x 95 703 x 340 x 88	UK648MV	2CPX031385R9999	
Snap-on triple socket swiveling 120° with EURO insert					
Device strap for tool-free installation.	5 rows Niche	855 x 367 x 95 828 x 340 x 88	UK660MV	2CPX031386R9999	
Sheet steel door ventilated					
<b>Flush-mounted media enclosure with trim frame and ventilated Wifi door</b>					
Wall box with modular perforated sheet steel mounting plates and removable DIN rail	3 rows Niche	605 x 367 x 95 578 x 340 x 88	UK636MW	2CPX031387R9999	
Wire holder for cable entry					
Patch panel for up to 12 keystone modules	4 rows Niche	730 x 367 x 95 703 x 340 x 88	UK648MW	2CPX031388R9999	
Snap-on triple socket swiveling 120° with EURO insert					
Device strap for tool-free installation.	5 rows Niche	855 x 367 x 95 828 x 340 x 88	UK660MW	2CPX031389R9999	
Sheet steel door with white plastic insert, for improved Wifi signals					
<b>Flush-mounted media enclosure with trim frame and door with ventilation holes</b>					
Wall box with modular perforated sheet steel mounting plates and removable DIN rail	2 rows Niche	480 x 367 x 95 453 x 340 x 88	UK620MV	2CPX031390R9999	
Wire holder for cable entry					
Dual socket with mounting bracket	3 rows Niche	605 x 367 x 95 578 x 340 x 88	UK630MV	2CPX031391R9999	
Device strap for tool-free installation					
Sheet steel door ventilated	4 rows Niche	730 x 367 x 95 703 x 340 x 88	UK640MV	2CPX031392R9999	
	5 rows Niche	855 x 367 x 95 828 x 340 x 88	UK650MV	2CPX031393R9999	
<b>Flush-mounted media enclosure as basis without trim frame and door</b>					
Wall box with modular perforated sheet steel mounting plates and removable DIN rail	2 rows Niche	480 x 367 x 95 453 x 340 x 88	UK624MB	2CPX031394R9999	
Wire holder for cable entry					
Mounting bracket	3 rows Niche	605 x 367 x 95 578 x 340 x 88	UK636MB	2CPX031395R9999	
Device strap for tool-free installation					
	4 rows Niche	730 x 367 x 95 703 x 340 x 88	UK648MB	2CPX031396R9999	
	5 rows Niche	855 x 367 x 95 828 x 340 x 88	UK660MB	2CPX031397R9999	

## Combi enclosure UK600

### With trim frame and door

---

#### Flush-mounted consumer units – UK600, IP30 , ; \*

---

$I_n$  up to 63 A

Combi enclosure as consumer unit and media enclosure

dimensions according to the standard enclosures as per DIN 43871

For building installation according to DIN 18015

Mechanical impact strength: IK07

Available as 2 or 3 row versions as flush-mounted consumer units

Can be upgraded for surface-mounting or partially recessed mounting

Upgradeable for hollow-wall-mounting using UZ91P4

---

Wall box:

- non-warp, break-proof, non-flammable, low-halogen plastic
- with cable strain relief comb
- with detachable cable inlets
- combinable

Reversible opening (tool-free)

Communication channel for horizontal and vertical connection

With N/PE quick-plug terminal

Cover with 90° quick-action screws, lead-sealable

45 mm slots for 12 devices, expandable to 14

Labelling system

Standardized separation of the voltage levels using a partition with knock-out for socket and media modules

Modular perforated sheet steel mounting plate for devices

Simple and tool-free installation of the devices using the "device strap"

"Click in" socket, swiveling 90° for the power supply of built-in devices

Wire holder for professional cable organization

With trim frame and sheet steel door or sheet steel door with white plastic insert,  
for improved Wifi signal, with surface compensation

---

\*in connection with hollow-wall-mounting set UZ91P4



## Combi enclosure UK600

With trim frame and door



UK662CV




UK662CW

Article	Dimensions	H x D x D (mm)	Type	Ord. no.	EUR
<b>Flush-mounted combi enclosure with trim frame and ventilated door</b>					
Wall box with modular perforated sheet steel mounting plates and removable device support	2 rows Niche	855 x 367 x 95	UK662CV	2CPX031398R9999	
Wire holder for cable entry	wall cut out dimensions	828 x 340 x 88			
Partition for electrical isolation, snap-on socket, swiveling 90° with EURO insert	3 rows Niche	855 x 367 x 95	UK663CV	2CPX031399R9999	
"Device strap" for tool-free installation	wall cut out dimensions	828 x 340 x 88			
Sheet steel door ventilated					
<b>Flush-mounted combination enclosure with trim frame and ventilated Wifi door</b>					
Wall box with modular perforated sheet steel mounting plates and removable device support	2 rows Niche	855 x 367 x 95	UK662CW	2CPX031400R9999	
Wire holder for cable entry	wall cut out dimensions	828 x 340 x 88			
Partition for electrical isolation, snap-on socket, swiveling 90° with EURO insert	3 rows Niche	855 x 367 x 95	UK663CW	2CPX031401R9999	
"Device strap" for tool-free installation	wall cut out dimensions	828 x 340 x 88			
Sheet steel door ventilated with white plastic insert, for improved Wifi signals					

## Media enclosure

### Accessories



UZM61M



ZX340



ZE336



ZE338



ZE224



ZE225



ZE226



UZB3

Article	Pieces	Type	Ord. no.
Perforated mounting plate for media enclosures	1	UZM61M	2CPX031421R9999
Media device support Device strap elastic with 2 clips for assembly, e.g. to UZM61M	1	ZX340	2CPX031422R9999
<b>Patch panel empty for communication modules, e.g. RJ45, COAX module, etc.</b> For the direct and insulated assembly to the EDF-rail, DIN rail or mounting plate			
Patch panel, 6-fold	1	ZE335	2CPX031423R9999
Patch panel, 12-fold	1	ZE336	2CPX031424R9999
<b>Patch panel holder</b>	1	ZE338	2CPX031426R9999
<b>Single socket</b> Snap-in, swiveling 90° with touch guard and strain relief, for assembling to partition UZB3 with EURO insert	1	ZE224	2CPX031427R9999
<b>Dual socket</b> 230 V AC voltage for assembling to mounting plate ZX29 with EURO insert	1	ZE225	2CPX061177R9999
<b>Triple socket</b> 230 V AC voltage, 120° swiveling with EURO insert to be snapped on to the cable inlet or DIN rail; to be screwed to the mounting plate	1	ZE227	2CPX061211R9999
<b>Partition</b> For standard-compliant electrical isolation with terminal block with 2 knock-outs for the installation of the socket ZE224 5 knock-outs for assembling keystone modules		UZB3	2CPX031409R9999

## Media enclosure

### Accessories



ZX29



UZED1



ZX287P10



ZE316



ZE317



ZE318



ZE319



ZE320



ZE311



ZE310



ZB120

Article	Pieces	Type	Ord. no.
<b>Mounting plate</b> For clamping on to terminal carrier or for assembling to the perforated sheet steel plate of the UK... media enclosures and of the 1MM... media panels	1	ZX29	2CPX061178R9999
<b>Wire holder UK600</b>	1	UZED1	2CPX031419R9999
	10	UZED1P	2CPX031420R9999
<b>Screws</b> M4 x 14 thread rolling for the perforated sheet steel mounting plate	10	ZX287P10	2CPX061180R9999
<b>Connectors for patch panels</b>			
<b>COAX module</b> F/F connector	1	ZE316	2CPX039246R9999
<b>COAX module</b> IEC connector	1	ZE317	2CPX039247R9999
<b>COAX module</b> IEC plug	1	ZE318	2CPX039248R9999
<b>OpDAT module</b> LC guide sleeve, ceramics	1	ZE319	2CPX039249R9999
<b>Blind module</b>	1	ZE320	2CPX039250R9999
<b>RJ45 connector</b> Plastic	1	ZE311	2CPX038612R9999
<b>IP patch module</b> RJ45 module with adapter for assembling the DIN rail	1	ZE310	2CPX038625R9999
<b>Insulating tube</b>			
For communication line 50 mm	1	ZB120	2CPX071111R9999
150 mm	1	ZB122	2CPX071112R9999

## Media enclosure

### Doors



BL620V



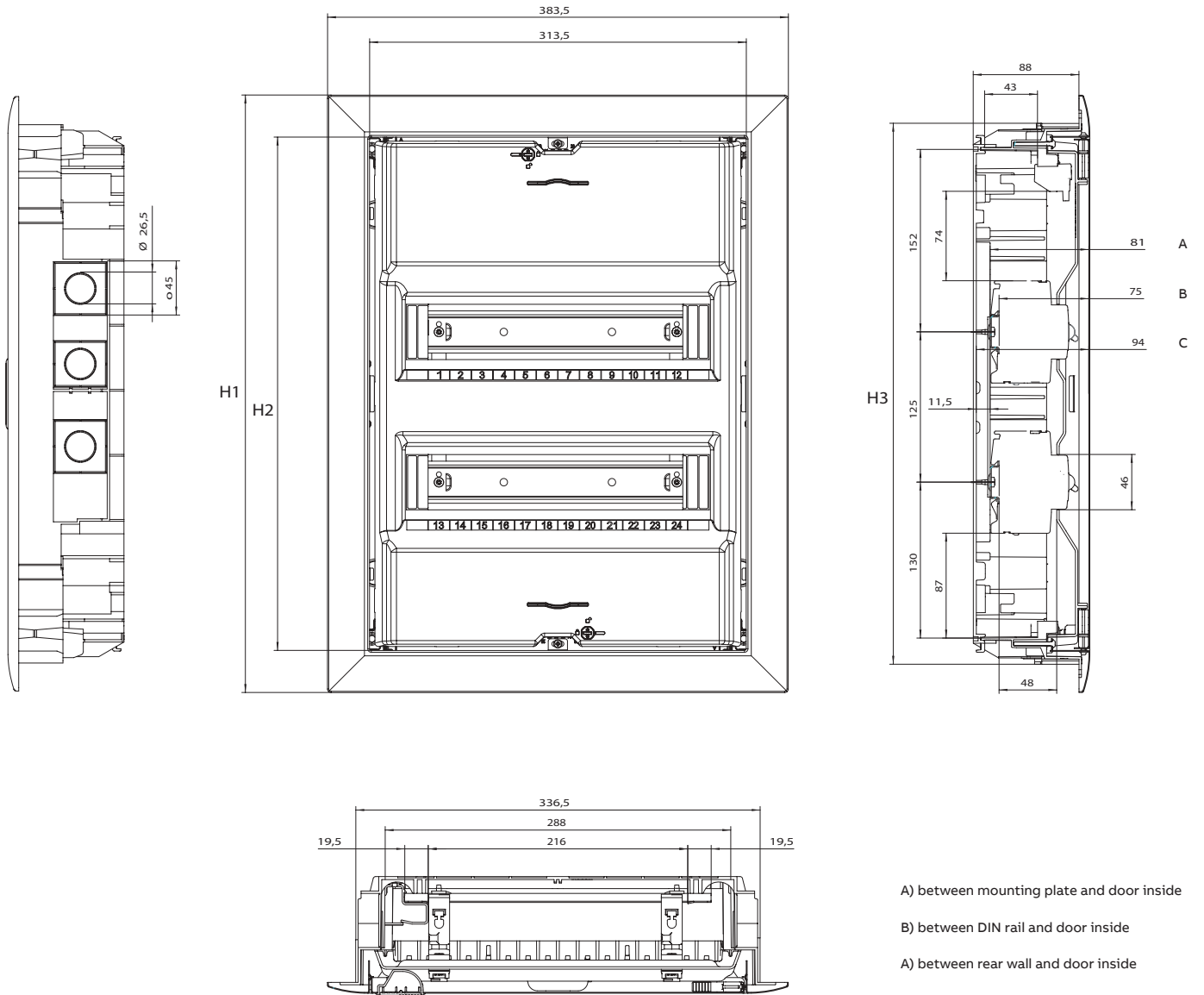
BL620W

Article	To be used with...	Pieces	Type	Ord. no.
<b>Trim frame with door and ventilation holes</b> Colour: White, RAL 9016 Sheet steel, powder-coated	UK62..	1	BL620V	2CPX031091R9999
	UK63..	1	BL630V	2CPX031092R9999
	UK64..	1	BL640V	2CPX031093R9999
	UK66..	1	BL650V	2CPX031094R9999
<b>Trim frame with door and ventilation holes</b> Sheet steel with white plastic insert, for improved Wifi signal	UK62..	1	BL620W	2CPX031095R9999
	UK63..	1	BL630W	2CPX031096R9999
	UK64..	1	BL640W	2CPX031097R9999
	UK66..	1	BL650W	2CPX031098R9999



# UK600 consumer unit

## Planning, assembly and dimensions

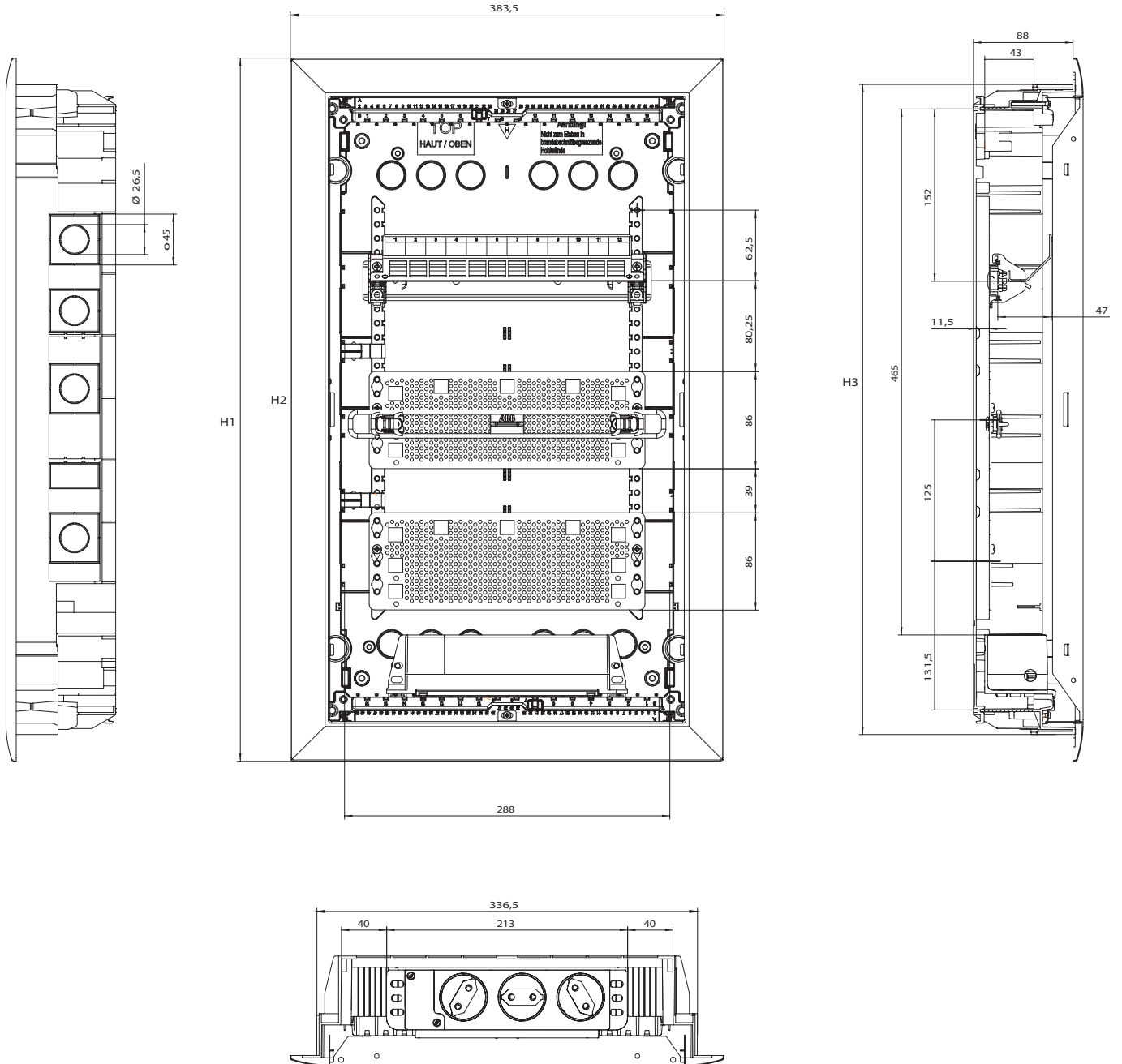


- A) between mounting plate and door inside
- B) between DIN rail and door inside
- A) between rear wall and door inside

Type	Allowed power loss Pzul according to DIN 43671 (W)			Max. output capacity P de in accordance with DIN VDE 60670-24 (W)	Dimensions in mm		
	20K	25K	30K		H1	H2	H3
UK61..	10.0	13.0	16.0	31.0	372	302	325
UK62..	11.5	15.0	19.0	45.0	497	427	450
UK63..	14.5	19.0	24.0	54.0	622	552	575
UK64..	16.5	21.5	27.0	62.0	747	677	700
UK66..				69.0	872	802	825

# Media enclosure

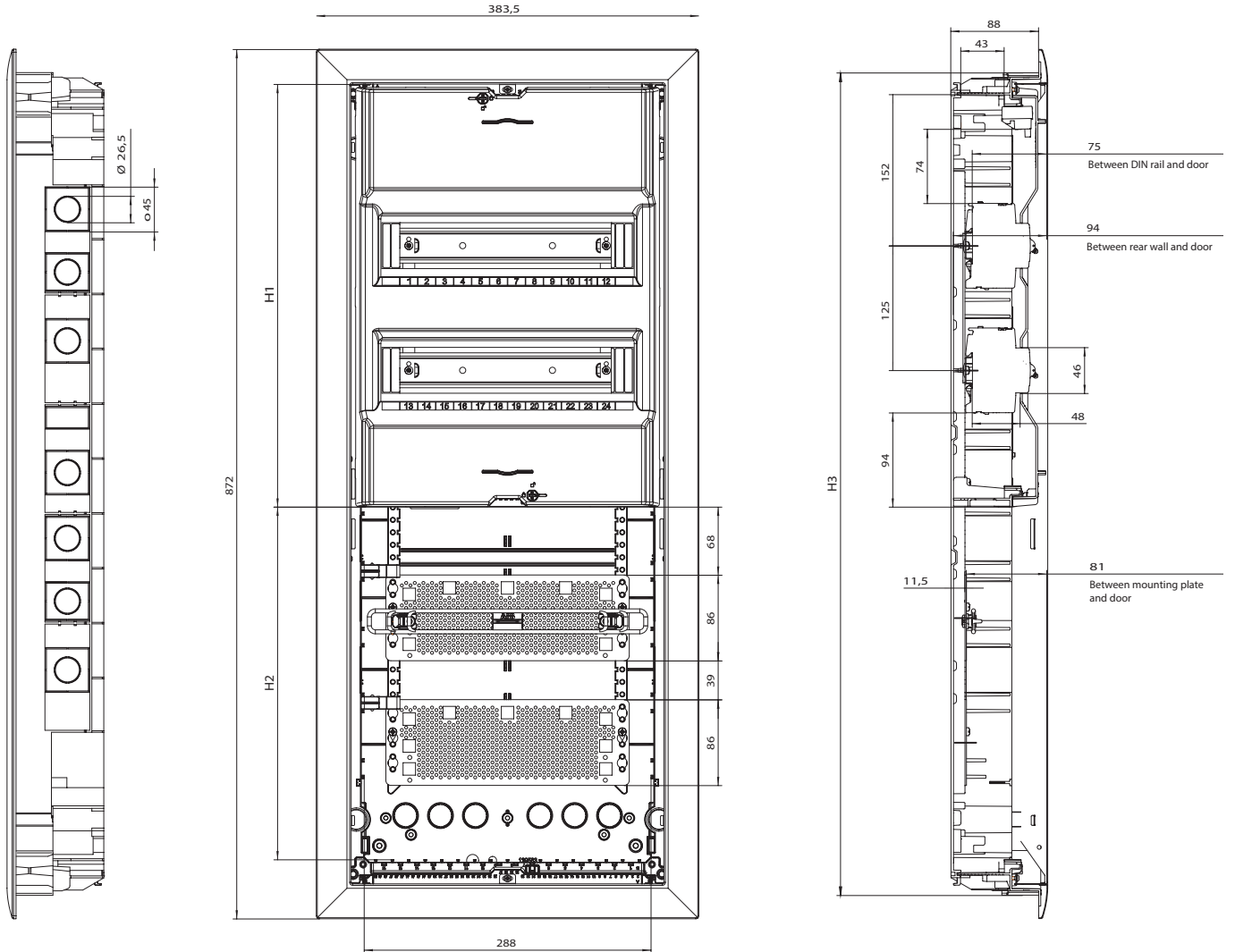
## Planning, assembly and dimensions



Type	Allowed power loss Pzul according to DIN 43671 (W)			Max. output capacity P de in accordance with DIN VDE 60670-24 (W)	Dimensions in mm		
	20K	25K	30K		H1	H2	H3
UK62..	11.5	15.0	19.0	100.0	497	427	450
UK63..	14.5	19.0	24.0	114.0	622	552	575
UK64..	16.5	21.5	27.0	133.0	747	677	700
UK65..				155.0	872	802	825
UK66..							

# Combi enclosure

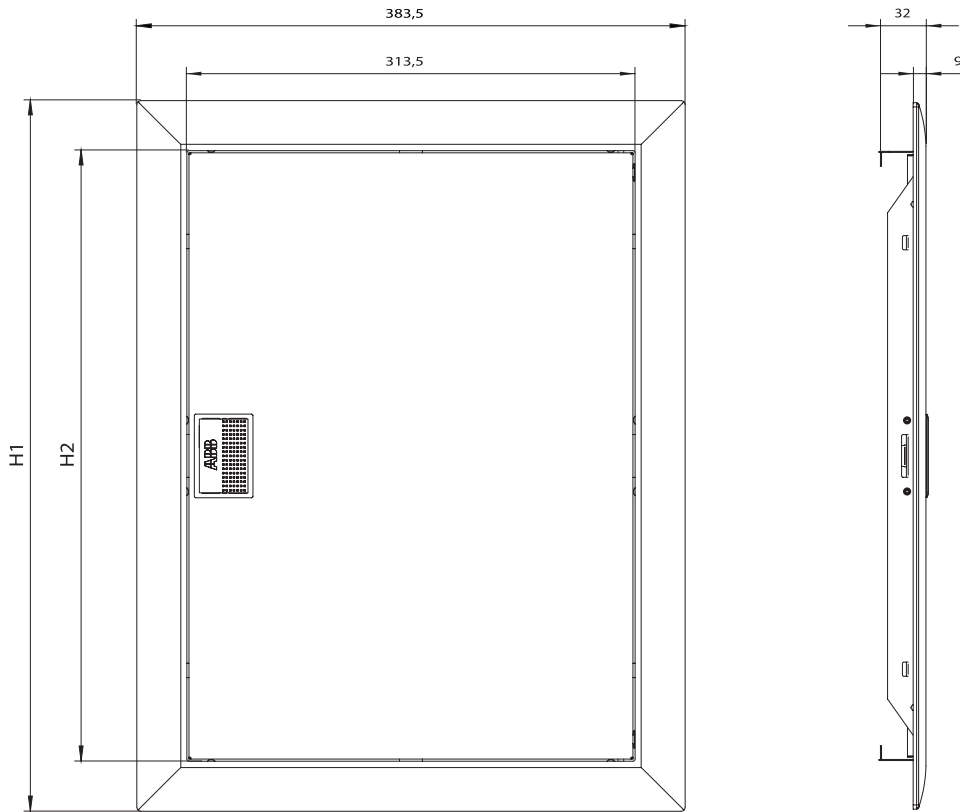
## Planning, assembly and dimensions



Type	Allowed power loss Pzul according to DIN 43671 (W)			Max. output capacity P de in accordance with DIN VDE 60670-24 (W)	Dimensions in mm	
	20K	25K	30K		H1	H2
UK662CV				78.0	424	353
UK665CV				73.0	549	228
UK662CW				75.0	424	353
UK665CW				71.0	549	228

## Trim frame and door

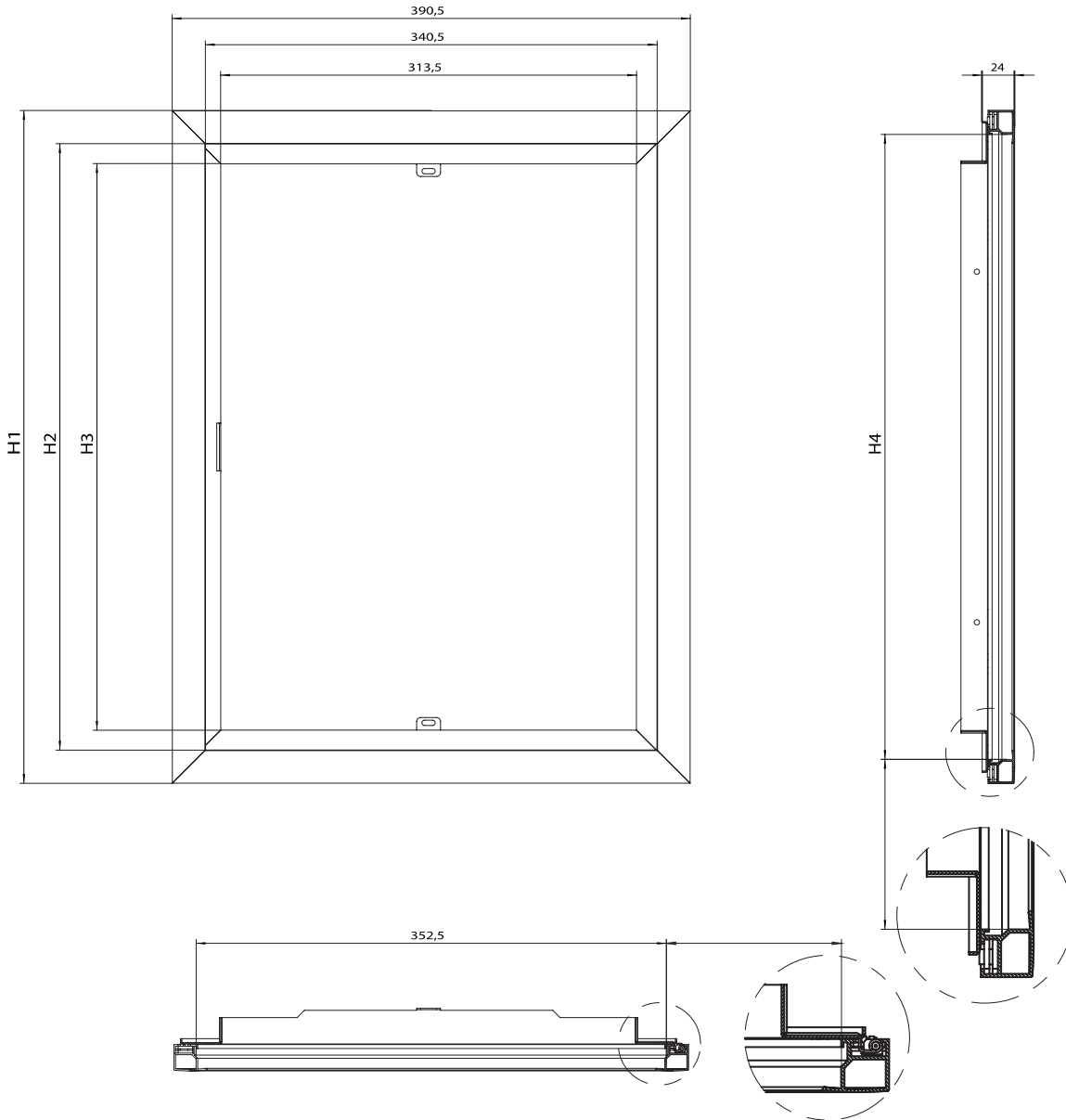
Planning, assembly and dimensions



Type	Dimensions in mm	
	H1	H2
BL610	302	372
BL620	497	427
BL630	622	552
BL630	622	552
BL640	747	677
BL650	872	802

## Interchangeable design frame

Planning, assembly and dimensions



Type	Dimensions in mm				Technical specifications LED panel			
	H1	H2	H3	H4	Type	U	P	Colour temperature
BL520D	507	457	427	469	UZD624	12V DC	9.60 W	4200 K
BL630D	632	582	552	594	UZD634	12V DC	13.20W	4200 K
BL640D	757	707	677	719	UZD644	12V DC	15.60W	4200 K
BL650D	882	832	802	844	UZD654	12V DC	19.60W	4200 K

**Additional information**

We reserve the right to make technical changes or modify the contents of this document without prior notice. With regard to purchase orders, the agreed particulars shall prevail. ABB AG does not accept any responsibility whatsoever for potential errors or possible lack of information in this document.

We reserve all rights in this document and in the subject matter and illustrations contained therein. Any reproduction, disclosure to third parties or utilization of its contents – in whole or in parts – is forbidden without prior written consent of ABB AG.





---

**ABB Group**

Electrification Products Division  
Business Unit Building Products

[www.abb.com/lowvoltage](http://www.abb.com/lowvoltage)

